








Results Matrix

Outcomes

Outcome: 1 Improvement in students' cognitive and non-cognitive skills compared to the control group										
Indicators	Flags*	Unit of Measure	Baseline	Baseline Year	Means of verification	2018	2019	2020	EOP	
1.1 Points scored in the test measuring the level of creativity, computational thinking skills, and problem-solving skills		Standard Deviation	0.00	2018		P	0.00	0.00	0.12	0.12
						P(a)	0.00	0.00	0.12	
						A				
1.2 Points scored in the standardized math test (EGMA)		Standard Deviation	0.00	2018		P	0.00	0.00	0.12	0.12
						P(a)	0.00	0.00	0.12	
						A				
1.3 Points scored in the standardized reading test (EGRA)		Standard Deviation	0.00	2018		P	0.00	0.00	0.12	0.12
						P(a)	0.00	0.00	0.12	
						A				

CRF Indicator

Outputs: Annual Physical and Financial Progress

1 Pilot program for coding education in Paraguay						Physical Progress					Financial Progress					Theme			Fund	Flags
Outputs	Output Description	Unit of Measure	Baseline	Baseline Year	Means of verification	2018	2019	2020	EOP	2018	2019	2020	EOP	2018	2019	2020	EOP	Theme	Fund	Flags
1.1 Training products developed	Development of a curriculum and lesson plans	Products (#)	0	2018	Electronic copy of the curriculum and lesson plans uploaded by SCLIEDU on ezShare	P	0	1	0	1	P	0	100000	0	100000			Education	KPR	
						P(a)	0	1	0	1	P(a)	0	100000	0	100000					
						A					A									
1.2 Pilot interventions implemented	pilot coding classes provided in schools	Pilots (#)	0	2018	Electronic copy of the report uploaded by SCLIEDU on ezShare	P	0	1	0	1	P	0	500000	0	500000			Education	KPR	
						P(a)	0	1	0	1	P(a)	0	500000	0	500000					
						A					A									
2 Impact evaluation of the pilot program						Physical Progress					Financial Progress					Theme			Fund	Flags
Outputs	Output Description	Unit of Measure	Baseline	Baseline Year	Means of verification	2018	2019	2020	EOP	2018	2019	2020	EOP	2018	2019	2020	EOP	Theme	Fund	Flags
2.1 Impact evaluations designed	Report summarizing the design for the impact evaluation	Evaluations (#)	0	2018	Electronic copy of the report uploaded by SCLIEDU on ezShare	P	1	0	0	1	P	0	0	0	0			Education	KPR	
						P(a)	1	0	0	0	P(a)	0	0	0	0					
						A					A									
2.2 Experimental impact evaluation (ex-ante or ex-post) performed	Report summarizing the findings from the impact evaluation	Evaluation Final Report (#)	0	2018	Electronic copy of the report uploaded by SCLIEDU on ezShare	P	0	1	1	2	P	0	75000	75000	150000			Education	KPR	
						P(a)	0	1	1	2	P(a)	0	75000	75000	150000					
						A					A									
3 Knowledge sharing, policy design, and dissemination of results						Physical Progress					Financial Progress					Theme			Fund	Flags
Outputs	Output Description	Unit of Measure	Baseline	Baseline Year	Means of verification	2018	2019	2020	EOP	2018	2019	2020	EOP	2018	2019	2020	EOP	Theme	Fund	Flags
3.1 Conferences organized	International conference on ICT education in Paraguay and a workshop reporting the final results of the project	Conferences (#)	0	2018	Electronic copy of reports on the conclusions of the events uploaded by SCLIEDU on ezShare	P	1	0	1	2	P	80000	0	20000	100000			Education	KPR	
						P(a)	1	0	1	1	P(a)	80000	0	20000	100000					
						A					A									
3.2 Policy briefs completed	Report providing the blue print and the volumetric analysis of ICT education in Paraguay	Briefs (#)	0	2018	Electronic copy of report uploaded by SCLIEDU on ezShare	P	0	0	1	1	P	0	0	70000	70000			Education	KPR	
						P(a)	0	0	1	1	P(a)	0	0	70000	70000					
						A					A									
3.3 Awareness raising campaigns designed/implemented	Blog articles and video describing the project, highlighting the lessons learned and disseminated through social media	Campaigns (#)	0	2018	Electronic copy of the blog articles and video uploaded by SCLIEDU on ezShare	P	0	0	1	1	P	0	0	30000	30000			Education	KPR	
						P(a)	0	0	1	1	P(a)	0	0	30000	30000					
						A					A									

Other Cost

Total Cost

CRF Indicator

Standard Output Indicator

	2018	2019	2020	Total Cost
P	\$80,000.00	\$675,000.00	\$195,000.00	\$950,000.00
P(a)	\$80,000.00	\$675,000.00	\$195,000.00	\$950,000.00
A				