












Results Matrix

Outcomes		
Outcome:	1 Support the development of policy reforms aim to promote innovation and productivity of companies and development of the creative economy, in line with the policy actions contemplated as part of the second 1254.	
 CRF Indicator		

Outputs: Annual Physical and Financial Progress

1 Strengthening of institutional capacities in Science, Technology, Innovation and Entrepreneurship						Physical Progress					Financial Progress					Theme	Fund	Flags
Outputs	Output Description	Unit of Measure	Baseline	Baseline Year	Means of verification	2020	2021	2022	EOP	2020	2021	2022	EOP					
1.1 Institutional capacity analysis conducted	Recommendations to promote greater articulation in the preparation of the National Competitiveness	Assessments (#)	0	2020	Consultancy Report	P	0	1	0	1	P	0	35000	0	35000	Institutional Development	INS	
						P(a)	0	1	0	1	P(a)	0	35000	0	35000			
						A					A							
1.2 Diagnostics and assessments completed	Strengthening institutional capacities to promote STI&E and guidelines to promote a mission-oriented policy approach	Diagnostics (#)	0	2020	Consultancy Report	P	0	1	1	2	P	0	50000	35000	85000	Institutional Development	INS	
						P(a)	0	1	1	2	P(a)	0	50000	35000	85000			
						A					A							
2 Definition and development of policy measures aimed at promoting productive development, innovation , entrepreneurship, and the development of the economy						Physical Progress					Financial Progress					Theme	Fund	Flags
Outputs	Output Description	Unit of Measure	Baseline	Baseline Year	Means of verification	2020	2021	2022	EOP	2020	2021	2022	EOP					
2.1 Institutional capacity analysis conducted	Technical analysis of the implementation of CONPES entrepreneurship	Assessments (#)	0	2020	Consultancy Report	P	0	2	0	2	P	0	25000	0	25000	Institutional Development	INS	
						P(a)	0	2	0	2	P(a)	0	25000		25000			
						A					A							
2.2 Institutional capacity analysis conducted	Mechanisms to promote creative sectors intensive in digital technologies and a proposal for strengthening	Assessments (#)	0	2020	Consultancy Report	P	0	1	0	1	P	0	30000	0	30000	Institutional Development	INS	
						P(a)	0	1	0	1	P(a)	0	30000	0	30000			
						A					A							
2.3 Institutional development plan designed	Analysis of the portfolio of instruments to support STI and proposals to strengthen the combination of	Plans (#)	0	2020	Consultancy Report	P	0	1	0	1	P	0	20000	0	20000	Institutional Development	INS	
						P(a)	0	1	0	1	P(a)	0	20000	0	20000			
						A					A							
2.4 Institutional development plan designed	Design of programs that promote the valuation of intellectual property	Plans (#)	0	2020	Consultancy Report	P	0	1	0	1	P	0	20000	0	20000	Institutional Development	INS	
						P(a)	0	1	0	1	P(a)	0	20000	0	20000			
						A					A							
2.5 Institutional development plan designed	Proposal to incorporate the bioeconomy vision into the national STI policy	Plans (#)	0	2020	Consultancy Report	P	0	1	0	1	P	0	20000	0	20000	Institutional Development	INS	
						P(a)	0	1	0	1	P(a)	0	20000	0	20000			
						A					A							
2.6 Institutional development plan designed	Proposal to incorporate gender perspective in activities, policies and instruments for the promotion of STI	Plans (#)	0	2020	Consultancy Report	P	0	1	0	1	P	0	15000	0	15000	Institutional Development	INS	
						P(a)	0	1	0	1	P(a)	0	15000	0	15000			
						A					A							
2.7 Non-experimental impact evaluation (ex-ante or ex-post) performed	Recommendations for strengthening the tax incentive for business R&D	Evaluation Final Report (#)	0	2020	Consultancy Report	P	0	1	0	1	P	0	15000	0	15000	Institutional Development	INS	
						P(a)	0	1	0	1	P(a)	0	15000	0	15000			
						A					A							
2.8 Diagnostics and assessments completed	Support in structuring the impact evaluation of the technological extension program	Diagnostics (#)	0	2020	Consultancy Report	P	0	0	1	1	P	0	0	15000	15000	Institutional Development	INS	
						P(a)	0	0	1	1	P(a)	0	0	15000	15000			
						A					A							

Other Cost

Total Cost

	2020	2021	2022	Total Cost
P		\$230,000.00	\$50,000.00	\$280,000.00
P(a)		\$230,000.00	\$50,000.00	\$280,000.00
A				