







Results Matrix

Outcomes

Outcome: 1 Institutional management capacity for hospital investments increased									
Indicators	Flags*	Unit of Measure	Baseline	Baseline Year	Means of verification		2022	2023	EOP
1.1 hospitals in the department of Potosi with the new hospital model implemented		#manual/guide	0.00	2022	hospital organization chart according to the new management model	P	0.00	1.00	1.00
						P(a)	0.00	1.00	1.00
						A	0.00		0.00

 CRF Indicator

Outputs: Annual Physical and Financial Progress

1 Organizational hospitals development support						Physical Progress					Financial Progress							
Outputs	Output Description	Unit of Measure	Baseline	Baseline Year	Means of verification		2022	2023	2024	EOP		2022	2023	2024	EOP	Theme	Fund	Flags
1.1 Operational manuals developed	Procedures manuals supporting the organizational development of Llallagua and Ocuri hospitals	Manuals (#)	0	2022	consulting report	P	0	1	0	1	P	0	80000	5000	85000	Institutional Development	W2E	
						P(a)	0	1	0	1	P(a)	0	80000	5000	85000			
						A	0			0	A	0			0			
2 Implementation Support of an hospital management information system						Physical Progress					Financial Progress							
Outputs	Output Description	Unit of Measure	Baseline	Baseline Year	Means of verification		2022	2023	2024	EOP		2022	2023	2024	EOP	Theme	Fund	Flags
2.1 Management information systems (MIS) implemented	Implementation of an information system for hospital management and infrastructure management	Systems (#)	0	2022	consulting report	P	0	0	1	1	P	0	25000	20000	45000	Digital Economy	W2E	
						P(a)	0	0	1	1	P(a)	0	25000	20000	45000			
						A	0			0	A	0			0			
3 Strengthening of the referral and counter-referral system						Physical Progress					Financial Progress							
Outputs	Output Description	Unit of Measure	Baseline	Baseline Year	Means of verification		2022	2023	2024	EOP		2022	2023	2024	EOP	Theme	Fund	Flags
3.1 Implementation and Management Plan developed	Strengthening the healthcare referral and counter-referral system	Plans (#)	0	2022	consulting report	P	0	0	1	1	P	0	10000	40000	50000	Institutional Development	W2E	
						P(a)	0	0	1	1	P(a)	0	10000	40000	50000			
						A	0			0	A	0			0			
4 Strengthening of the environmental management of Llallagua and Ocuri hospitals						Physical Progress					Financial Progress							
Outputs	Output Description	Unit of Measure	Baseline	Baseline Year	Means of verification		2022	2023	2024	EOP		2022	2023	2024	EOP	Theme	Fund	Flags
4.1 Institutional strengthening programs delivered	strengthening institutional capacity of the environmental hospital management	Programs (#)	0	2022	consulting report	P	0	1	0	1	P	15000	50000	0	65000	Sustainable Infrastructure	W2E	
						P(a)	0	1	0	1	P(a)	15000	50000	0	65000			
						A	0			0	A	15000			15000			
5 Institutional plan for the replication of the model						Physical Progress					Financial Progress							
Outputs	Output Description	Unit of Measure	Baseline	Baseline Year	Means of verification		2022	2023	2024	EOP		2022	2023	2024	EOP	Theme	Fund	Flags
5.1 Institutional development plan designed	Institutional plan for the replication of the hospital management model	Plans (#)	0	2022	consulting report	P	0	1	0	1	P	0	55000	0	55000	Social Development	W2E	
						P(a)	0	1	0	1	P(a)	0	55000	0	55000			
						A	0			0	A	0			0			

Other Cost

Total Cost

	2022	2023	2024	Total Cost
P	\$15,000.00	\$220,000.00	\$65,000.00	\$300,000.00
P(a)	\$15,000.00	\$220,000.00	\$65,000.00	\$300,000.00
A	\$15,000.00			\$15,000.00