








Results Matrix

Outcomes

Outcome:	1 Improved maternal health						
Indicators	Flags*	Unit of Measure	Baseline	Baseline Year	Means of verification	EOP	
1.1 1.1 Hospital strategy on continuous improvement of quality of maternal care enhanced and implemented.		System	0.00	2022	Reports validating implementation in five hospitals	P	5.00
						P(a)	5.00
						A	0.00

 CRF Indicator

Outputs: Annual Physical and Financial Progress

1 Promotion of health education in communities to encourage demand for maternal health services						Physical Progress					Financial Progress					Theme	Fund	Flags
Outputs	Output Description	Unit of Measure	Baseline	Baseline Year	Means of verification	2022	2023	2024	EOP	2022	2023	2024	EOP					
1.1 Diagnostics and assessments completed	Analysis to define the area of influence to promote the demand and provision of maternal and child health services	Diagnostics (#)	0	2022	Analysis to define the area of influence to promote the demand and provision of maternal and child health services	P	0	1	0	1	P	0	5605	0	5605	Social Development	W2E	
						P(a)	0	1	0	1	P(a)	0	5605	0	5605			
						A	0			0	A	0			0			
1.2 Tools designed/strengthened	Adapted communication materials	Tools (#)	0	2022	Adapted communication materials	P	0	1	0	1	P	0	5000	0	5000	Social Development	W2E	
						P(a)	0	1	0	1	P(a)	0	5000	0	5000			
						A	0			0	A	0			0			
1.3 Action plans designed	Design of a mechanism to improve the provision of services to women in the community	Action Plans (#)	0	2022	Mechanism document to improve the provision of services to women in the community	P	0	1	0	1	P	0	7006.3	0	7006.3	Social Development	W2E	
						P(a)	0	1	0	1	P(a)	0	7006.3	0	7006.3			
						A	0			0	A	0			0			
1.4 Supervision reports completed	Materials for monitoring and follow-up of community activities	Reports (#)	0	2022	Materials for monitoring and follow-up of community activities	P	0	1	4	5	P	0	3853.6	8757.6	12611.2	Social Development	W2E	
						P(a)	0	1	4	5	P(a)	0	3853.6	8757.6	12611.2			
						A	0			0	A	0			0			
2 Strengthening institutional capacity for maternal health services						Physical Progress					Financial Progress					Theme	Fund	Flags
Outputs	Output Description	Unit of Measure	Baseline	Baseline Year	Means of verification	2022	2023	2024	EOP	2022	2023	2024	EOP					
2.1 Strategies designed	Institutional strategy for the implementation of the improvement of the quality of the care processes	Strategies (#)	0	2022	Institutional strategy document for the implementation of the improvement of the quality of care processes	P	0	1	0	1	P	0	17623.5	0	17623.5	Social Development	W2E	
						P(a)	0	1	0	1	P(a)	0	17623.5	0	17623.5			
						A	0			0	A	0			0			
2.2 Tools designed/strengthened	Software programming and design of digital control boards for decision-making analysis	Tools (#)	0	2022	Application for continuous quality improvement monitoring	P	0	1	0	1	P	0	57461	26989	84450	Social Development	W2E	
						P(a)	0	1	0	1	P(a)	0	57461	26989	84450			
						A	0			0	A	0			0			
2.3 Supervision reports completed	Monitoring and follow-up reports of activities in hospitals	Reports (#)	0	2022	Monitoring reports	P	0	1	4	5	P	0	4204	9000	13204	Social Development	W2E	
						P(a)	0	1	4	5	P(a)	0	4204	9000	13204			
						A	0			0	A	0			0			

Other Cost
Costs related to supervision/operation/logistics
Unforeseen expenses

	2022	2023	2024	Cost
P		\$22,500.00	\$22,500.00	\$45,000.00
P(a)		\$22,500.00	\$22,500.00	\$45,000.00
A				
P	\$0.00	\$4,500.00	\$5,000.00	\$9,500.00
P(a)	\$0.00	\$4,500.00	\$5,000.00	\$9,500.00
A	\$0.00			\$0.00

Total Cost

	2022	2023	2024	Total Cost
P		\$127,753.40	\$72,246.60	\$200,000.00
P(a)		\$127,753.40	\$72,246.60	\$200,000.00
A				