



Results Matrix








Outcomes

Outcome:

1 Technical capacity to execute and lead the City of Women Program in the Dominican Republic



Outputs: Annual Physical and Financial Progress

1 Implementation of pilot projects						Physical Progress					Financial Progress				Theme	Fund	Flags	
Outputs	Output Description	Unit of Measure	Baseline	Baseline Year	Means of verification	2022	2023	2024	EOP	2022	2023	2024	EOP					
1.1 Pilot interventions implemented	Pilot interventions implemented	Pilots (#)	0	2022	Evaluation Final Report	P	0	1	1	2	P	0	40000	40000	80000	Gender and Diversity	W2E	
						P(a)				0	P(a)				0			
						A					A							
2 Design and implementation of public-private governance schemes that contribute to sustainability						Physical Progress					Financial Progress				Theme	Fund	Flags	
Outputs	Output Description	Unit of Measure	Baseline	Baseline Year	Means of verification	2022	2023	2024	EOP	2022	2023	2024	EOP					
2.1 Institutional development plan designed	Normative and legal documents for the creation of CEDI-Mujer's institutional structure	Plans (#)	0	2022	Insitutional development plan report	P	0	0	1	1	P	0	10000	12500	22500	Gender and Diversity	W2E	
						P(a)				0	P(a)				0			
						A					A							
2.2 Governance models designed/implemented	Governance structure for private public partnership mechanisms	Models (#)	0	2022	Report of governance model	P	0	0	1	1	P	0	10000	12500	22500	Gender and Diversity	W2E	
						P(a)				0	P(a)				0			
						A					A							
3 Support of the digital model						Physical Progress					Financial Progress				Theme	Fund	Flags	
Outputs	Output Description	Unit of Measure	Baseline	Baseline Year	Means of verification	2022	2023	2024	EOP	2022	2023	2024	EOP					
3.1 Tools designed/strengthened	Digital and software system solutions for CEDI-Mujer	Tools (#)	0	2022	Final report summarizing the digital infrastructure installed in CEDI-Mujer and actions carried out. Digital and other technological tools	P	0	0	1	1	P	0	5000	25000	30000	Gender and Diversity	W2E	
						P(a)				0	P(a)				0			
						A					A							
4 Institutional capacity strengthening of project management						Physical Progress					Financial Progress				Theme	Fund	Flags	
Outputs	Output Description	Unit of Measure	Baseline	Baseline Year	Means of verification	2022	2023	2024	EOP	2022	2023	2024	EOP					
4.1 Project implementation unit strenghtened	Technical assistance provided to executing agency	PIUs (#)	0	2022	Consultant report specifying technical assistance provided to PIU.	P	0	1	1	2	P	0	32500	32500	65000	Gender and Diversity	W2E	
						P(a)				0	P(a)				0			
						A					A							
4.2 Supervision reports completed	Supervision reports of the construction work and equipping of the CEDI-Mujer Sanitago	Reports (#)	0	2022	Superivision reports approved	P	0	6	2	8	P	0	16500	5500	22000	Gender and Diversity	W2E	
						P(a)				0	P(a)				0			
						A					A							
4.3 Technical notes created	Technical note that systematizes experience and identifies lessons learned	Notes (#)	0	2022	Technical note approved	P	0	0	1	1	P	0	0	8000	8000	Gender and Diversity	W2E	
						P(a)				0	P(a)				0			
						A					A							

Other Cost

Total Cost

	2022	2023	2024	Total Cost
P		\$114,000.00	\$136,000.00	\$250,000.00
P(a)				
A				

