






Results Matrix

Outcomes

Outcome:	1 Gender and diversity strategies strengthened addressing socioeconomic gaps and promoting better policies										
Indicators	Flags*	Unit of Measure	Baseline	Baseline Year	Means of verification		2022	2023	2024	2025	EOP
1.1 Strategies designed and developed to promote the autonomy of women in their diversity		Document (#)	0.00	2022	Document published in EZShare	P	0.00	1.00	1.00	0.00	2.00
						P(a)					0.00
						A					
1.2 Strategies developed to promote the implementation of the public care policy		Document (#)	0.00	2022	Document published in EZShare	P	0.00	0.00	1.00	1.00	2.00
						P(a)					0.00
						A					
1.3 Strategies designed and developed to strengthen territorial capacities and the provision of social services and/or cash		Document (#)	0.00	2022	Document published in EZShare	P	0.00	1.00	1.00	0.00	2.00
						P(a)					0.00
						A					


 CRF Indicator

Outputs: Annual Physical and Financial Progress

1 Garantía de derechos a una vida libre de violencias y a la promoción de la autonomía de mujeres en todas sus diversidades						Physical Progress						Financial Progress						Theme	Fund	Flags
Outputs	Output Description	Unit of Measure	Baseline	Baseline Year	Means of verification	2022	2023	2024	2025	EOP	2022	2023	2024	2025	EOP					
1.1 Methodologies designed/strengthened	Methodologies designed to improve targeting mechanisms for social programs to prevent gender violence and promote	Methodologies (#)	0	2022	Consultancy reports & products approved	P	0	1	1	0	2	P	0	17500	25000	0	42500	Gender and Diversity	W2E	
						P(a)					0	P(a)					0			
						A						A								
1.2 Governance models designed/implemented	Governance models for the design and implementaiton of national gender plans	Models (#)	0	2022	Consultancy reports & products approved	P	0	0	1	0	1	P	0	0	42500	0	42500	Gender and Diversity	W2E	
						P(a)					0	P(a)					0			
						A						A								
2 Fortalecer el reconocimiento, la reducción y la redistribución del trabajo de cuidado no remunerado enfocado en las personas cuidadoras						Physical Progress						Financial Progress								
Outputs	Output Description	Unit of Measure	Baseline	Baseline Year	Means of verification	2022	2023	2024	2025	EOP	2022	2023	2024	2025	EOP	Theme	Fund	Flags		
2.1 Institutional development plan designed	Institutional plans for the implementation of the National Care System including: services, quality criteria and financing	Plans (#)	0	2022	Consultancy reports & products approved	P	0	0	1	1	2	P	0	0	45000	40000	85000	Gender and Diversity	W2E	
						P(a)					0	P(a)					0			
						A						A								
3 Apoyo para el diseño y definición de políticas sociales, mejora en la prestación de servicios y for talecimiento de sistemas de información						Physical Progress						Financial Progress								
Outputs	Output Description	Unit of Measure	Baseline	Baseline Year	Means of verification	2022	2023	2024	2025	EOP	2022	2023	2024	2025	EOP	Theme	Fund	Flags		
3.1 Methodologies designed/strengthened	Methodologies designed to modify cash transfer programs and strengthened social programs management	Methodologies (#)	0	2022	Consultancy reports & products approved	P	0	1	0	0	1	P	0	30000	0	0	30000	Gender and Diversity	W2E	
						P(a)					0	P(a)					0			
						A						A								
3.2 Institutional development plan designed	Institutional plans designed to strengthened social programs management	Plans (#)	0	2022	Consultancy reports & products approved	P	0	0	1	1	2	P	0	0	50000	0	50000	Gender and Diversity	W2E	
						P(a)					0	P(a)					0			
						A						A								

Other Cost
------------

Total Cost

 CRF Indicator  Standard Output Indicator

	2022	2023	2024	2025	Total Cost
P		\$47,500.00	\$162,500.00	\$40,000.00	\$250,000.00
P(a)					
A					