











Results Matrix

Outcomes

Outcome: 1 Design recommendations for the recovery of the Brazilian labor market, based on the generated evidence

CRF Indicator

Outputs: Annual Physical and Financial Progress

1 1: Local diagnostics						Physical Progress					Financial Progress									
Outputs	Output Description	Unit of Measure	Baseline	Baseline Year	Means of verification		2021	2022	2023	2024	EOP		2021	2022	2023	2024	EOP	Theme	Fund	Flags
1.1 New databases created	Database of local labor markets	Databases (#)	0	2021	Databases, approved by IADB	P	0	1	0	0	1	P	0	30000	0	0	30000	Labor Markets	SOC	
						P(a)	0	1	0	0	1	P(a)	0	30000	0	0	30000			
						A						A								
1.2 Technical notes created	Document with the interpretation of the panel data to be constructed with the administrative data.	Notes (#)	0	2021	Technical note, approved by IADB	P	0	0	1	0	1	P	0	0	10000	0	10000	Labor Markets	SOC	
						P(a)	0	0	1	0	1	P(a)	0	0	10000	0	10000			
						A						A								
2 2: Strategic support in the design and implementation of solutions						Physical Progress					Financial Progress									
Outputs	Output Description	Unit of Measure	Baseline	Baseline Year	Means of verification		2021	2022	2023	2024	EOP		2021	2022	2023	2024	EOP	Theme	Fund	Flags
2.1 Workshops organized	Incubation Workshops	Workshops (#)	0	2021	workshop schedule or attendance list	P	0	1	1	0	2	P	0	10000	0	0	10000	Labor Markets	SOC	
						P(a)	0	1	1	0	2	P(a)	0	10000	0	0	10000			
						A						A								
2.2 Seminars organized	Dissemination and knowledge seminars	Seminars (#)	0	2021	Presentations and list of attendance	P	0	1	1	0	2	P	0	10000	0	0	10000	Labor Markets	SOC	
						P(a)	0	1	1	0	2	P(a)	0	10000	0	0	10000			
						A						A								
2.3 Supervision reports completed	Research tracking report	Reports (#)	0	2021	Document approved by IADB	P	0	0	1	0	1	P	0	10000	10000	0	20000	Labor Markets	SOC	
						P(a)	0	0	1	0	1	P(a)	0	10000	10000	0	20000			
						A						A								
2.4 Pilot interventions designed	Pilot interventions designed: it includes exploratory pilots, pilots with a non-randomized assessment strategy.	Pilots (#)	0	2020	Document with methodology and description of the pilot, approved by the IADB	P	0	1	2	1	4	P	0	35000	30000	10000	75000	Labor Markets	SOC	
						P(a)	0	1	2	1	4	P(a)	0	35000	30000	10000	75000			
						A						A								
2.5 Strategies designed	Strategies designed that seek to answer at least one specific question related to gender or diversity. Must include the pilot	Strategies (#)	0	2020	Document with methodology and description of the strategy, validated by the IADB	P	0	0	0	2	2	P	0	5000	10000	10000	25000	Gender and Diversity	SOC	
						P(a)	0	0	0	2	2	P(a)	0	5000	10000	10000	25000			
						A						A								
3 3: Project administration						Physical Progress					Financial Progress									
Outputs	Output Description	Unit of Measure	Baseline	Baseline Year	Means of verification		2021	2022	2023	2024	EOP		2021	2022	2023	2024	EOP	Theme	Fund	Flags
3.1 Annual reports published	Annual report on employment strategy in Brazil	Reports (#)	0	2021	Report published	P	0	1	1	0	2	P	0	20000	0	0	20000	Labor Markets	SOC	
						P(a)	0	1	1	0	2	P(a)	0	20000	0	0	20000			
						A						A								

Other Cost

Total Cost

--

CRF Indicator

Standard Output Indicator

	2021	2022	2023	2024	Total Cost
P		\$120,000.00	\$60,000.00	\$20,000.00	\$200,000.00
P(a)		\$120,000.00	\$60,000.00	\$20,000.00	\$200,000.00
A					