




Results Matrix

Outcomes											
Outcome:	1 Stakeholders have actively participated in establishing emission-reduction options										
Indicators	Flags*	Unit of Measure	Baseline	Baseline Year	Means of verification		2020	2021	2022	EOP	
1.1 National stakeholders have contributed ideas on options to decarbonize and sectoral development		Minutes	0.00	2020	Minutes from stakeholder engagement workshops	P	3.00			3.00	
						P(a)	3.00			3.00	
						A					
Outcome:	2 Peru, Chile, and Colombia have submitted a long-term decarbonisation strategy to the UNFCCC										
Indicators	Flags*	Unit of Measure	Baseline	Baseline Year	Means of verification		2020	2021	2022	EOP	
2.1 Peru's long-term strategy communicated to the UNFCCC		Government agencies (#)	0.00	2020	https://unfccc.int/process/tn-e-paris-agreement/long-term-strategies includes an entry for Peru	P			1.00	1.00	
						P(a)			1.00	1.00	
						A					
2.2 Chile's long-term strategy communicated to the UNFCCC		Government agencies (#)	0.00	2020	https://unfccc.int/process/tn-e-paris-agreement/long-term-strategies includes an entry for Chile	P			1.00	1.00	
						P(a)			1.00	1.00	
						A					
2.3 Colombia's long-term strategy communicated to the UNFCCC		Government agencies (#)	0.00	2020	https://unfccc.int/process/tn-e-paris-agreement/long-term-strategies includes an entry for Colombia	P				1.00	
						P(a)			1.00	1.00	
						A					

 CRF Indicator

Outputs: Annual Physical and Financial Progress

1 National policy dialogue and stakeholder engagement						Physical Progress					Financial Progress				Theme	Fund	Flags
Outputs	Output Description	Unit of Measure	Baseline	Baseline Year	Means of verification	2020	2021	2022	EOP	2020	2021	2022	EOP				
1.1 Workshops organized	Stakeholder engagement workshop	Workshops (#)	0	2020	Minutes summarizing list of participants and inputs gathered from participants	P	3	6	0	9	P	0	15000				
						P(a)	3	6	0	9	P(a)	0	15000		15000		
						A	3			3	A						
2 Assessing politically acceptable emission-reduction pathways						Physical Progress					Financial Progress				Theme	Fund	Flags
Outputs	Output Description	Unit of Measure	Baseline	Baseline Year	Means of verification	2020	2021	2022	EOP	2020	2021	2022	EOP				
2.1 Mitigation study completed	Policy report to inform the design of decarbonization pathways	Studies (#)	0	2020	Written document - the mitigation study itself - archived in IDB systems	P	0	1	0	1	P	100000	335000	0			
						P(a)	0	1	0	1	P(a)	100000	335000	0	435000		
						A					A	100000			100000		
3 Capacity building and model transfer						Physical Progress					Financial Progress				Theme	Fund	Flags
Outputs	Output Description	Unit of Measure	Baseline	Baseline Year	Means of verification	2020	2021	2022	EOP	2020	2021	2022	EOP				
3.1 Training products developed	Modelling plan designed	Products (#)	0	2020	Written document summarizing next steps for modeling teams	P	0	3	0	3	P	70000	272000				
						P(a)	0	3	0	3	P(a)	70000	272000		342000		
						A					A	70000			70000		
4 Regional peer exchange						Physical Progress					Financial Progress				Theme	Fund	Flags
Outputs	Output Description	Unit of Measure	Baseline	Baseline Year	Means of verification	2020	2021	2022	EOP	2020	2021	2022	EOP				
4.1 Mitigation study completed	Regional study synthesizing lessons learnt	Studies (#)	0	2020	Discussion paper draft uploaded into IDB systems	P	0	0	1	1	P	0	30000	65000			
						P(a)	0	0	1	1	P(a)	0	30000	65000	95000		
						A					A						
4.2 Workshops organized	Regional peer exchange workshops held	Workshops (#)	0	2020	Minutes of regional workshops with list of participants and materials used	P	1	1	0	2	P	30000	30000	0	60000		
						P(a)	1	1	0	2	P(a)	30000	30000	0	60000		
						A	1			1	A	30000			30000		
5 Communication and dissemination						Physical Progress					Financial Progress				Theme	Fund	Flags
Outputs	Output Description	Unit of Measure	Baseline	Baseline Year	Means of verification	2020	2021	2022	EOP	2020	2021	2022	EOP				
5.1 Awareness raising campaigns designed/implemented	Communication campaign implemented	Campaigns (#)	0	2020	Document summarizing social strategy for social media campaign	P	0	0	0	0	P	0	0	50000			
						P(a)	0	0	1	1	P(a)	0	0	50000	50000		
						A					A						

Other Cost

Total Cost

	2020	2021	2022	Total Cost
P	\$200,000.00	\$682,000.00	\$115,000.00	\$997,000.00
P(a)	\$200,000.00	\$682,000.00	\$115,000.00	\$997,000.00
A	\$200,000.00			\$200,000.00

 CRF Indicator

 Standard Output Indicator