









Results Matrix

Outcomes										
Outcome:	1 Strengthening of the CPA in the right-of-way releasing processes									
Indicators	Flags*	Unit of Measure	Baseline	Baseline Year	Means of verification		2022	2023	2024	EOP
1.1 Number of kilometers of roads released in terms of expropriations by CPA staff.		Distance (Km)	0.00	2022	Report of the Executing Agency	P	0.00	10.00	13.50	23.50
						P(a)	0.00	10.00	13.50	23.50
						A	0.00			0.00
Outcome:	2 Improvement in the management of works and supervision contracts									
Indicators	Flags*	Unit of Measure	Baseline	Baseline Year	Means of verification		2022	2023	2024	EOP
2.1 Percentage of works and supervision contracts managed through a new dynamic tool.		Percentage (%)	0.00	2022	Report of the Executing Agency	P	0.00	75.00	25.00	100.00
						P(a)	0.00	75.00	25.00	100.00
						A	0.00			0.00
Outcome:	3 Improvement of the quality of technical and socio-environmental inputs for bidding processes									
Indicators	Flags*	Unit of Measure	Baseline	Baseline Year	Means of verification		2022	2023	2024	EOP
3.1 Number of bidding processes reviewed from the technical and socio-environmental viewpoint and initiated.		Bidding processes (#)	0.00	2022	Report of the Executing Agency	P	0.00	4.00	0.00	4.00
						P(a)	0.00	4.00	0.00	4.00
						A	0.00			0.00

 CRF Indicator

Outputs: Annual Physical and Financial Progress

1 Support to the key actors involved in the processes of release of rights of way.						Physical Progress					Financial Progress					Theme	Fund	Flags
Outputs	Output Description	Unit of Measure	Baseline	Baseline Year	Means of verification	2022	2023	2024	EOP	2022	2023	2024	EOP					
1.1 Workshops organized	Consulting service to provide training for CPA technicians on topics such as real estate valuation and the use of form	Workshops (#)	0	2022	Annual report	P	0	1	1	2	P	0	25000	0	25000	Institutional Development	W1D	
						P(a)	0	1	1	2	P(a)	0	25000	0	25000			
						A	0			0	A	0			0			
1.2 Workshops organized	Consulting service to provide training for CPA technicians on topics related to awareness of gender equality and diversity	Workshops (#)	0	2022	Annual report	P	0	1	0	1	P	0	5000	0	5000	Sustainable Infrastructure	W1D	
						P(a)	0	1	0	1	P(a)	0	5000	0	5000			
						A	0			0	A	0			0			
1.3 Operational manuals developed	Consulting services for the preparation of a guide to formalize the expropriation procedures.	Manuals (#)	0	2022	Annual report	P	0	1	0	1	P	0	55000	0	55000	Sustainable Infrastructure	W1D	
						P(a)	0	1	0	1	P(a)	0	55000	0	55000			
						A	0			0	A	0			0			
1.4 Management information systems (MIS) implemented	Consulting services for the implementation of a system for digitizing data related to expropriations (expropriated and	Systems (#)	0	2022	Annual report	P	0	0	1	1	P	0	50000	50000	100000	Sustainable Infrastructure	W1D	
						P(a)	0	0	1	1	P(a)	0	50000	50000	100000			
						A	0			0	A	0			0			
2 Implementation of innovative solutions and technologies.						Physical Progress					Financial Progress							
Outputs	Output Description	Unit of Measure	Baseline	Baseline Year	Means of verification	2022	2023	2024	EOP	2022	2023	2024	EOP	Theme	Fund	Flags		
2.1 Tools designed/strengthened	Consultancy for the design and monitoring of the implementation of an interactive tool for managing works contracts and	Tools (#)	0	2022	Annual report	P	0	1	0	1	P	0	40000	0	40000	Sustainable Infrastructure	W2B	
						P(a)	0	1	0	1	P(a)	0	40000	0	40000			
						A	0			0	A	0			0			
2.2 Workshops organized	Consulting for the training of executing agency teams for the long-term use of the tool and their continuous feedback	Workshops (#)	0	2022	Annual report	P	0	2	0	2	P	0	10000	0	10000	Sustainable Infrastructure	W2B	
						P(a)	0	2	0	2	P(a)	0	10000	0	10000			
						A	0			0	A	0			0			
3 Technical, environmental and social support to executing agencies.						Physical Progress					Financial Progress							
Outputs	Output Description	Unit of Measure	Baseline	Baseline Year	Means of verification	2022	2023	2024	EOP	2022	2023	2024	EOP	Theme	Fund	Flags		
3.1 Diagnostics and assessments completed	Consultancies to support executing agencies for technical reviews of projects and support in environmental and	Diagnostics (#)	0	2022	Annual report	P	0	5	3	8	P	0	150000	100000	250000	Sustainable Infrastructure	W1D	
						P(a)	0	5	3	8	P(a)	0	150000	100000	250000			
						A	0			0	A	0			0			
3.2 Gender assessment completed	Specialized consultancy on gender issues to prioritize the interventions to be implemented within the framework of the HA	Assessments (#)	0	2022	Annual report	P	0	1	0	1	P	0	15000	0	15000	Sustainable Infrastructure	W2B	
						P(a)	0	1	0	1	P(a)	0	15000	0	15000			
						A	0			0	A	0			0			

Other Cost

Total Cost

	2022	2023	2024	Total Cost
P		\$350,000.00	\$150,000.00	\$500,000.00
P(a)		\$350,000.00	\$150,000.00	\$500,000.00
A				

 CRF Indicator

 Standard Output Indicator