





Results Matrix

Outcomes									
Outcome:	1 Engagement preparation - Diagnostic - Communication.								
Indicators	Flags*	Unit of Measure	Baseline	Baseline Year	Means of verification		2022	2023	EOP
1.1 Number of public entities and institutions informed on the current status of the quality and availability of		#Reports	0.00	2022	Written Reports with diagnosis of hydrometeorological data, NRS potential for resilient	P	2.00	2.00	4.00
						P(a)	2.00	2.00	4.00
						A			
Outcome:	2 Mainstreaming climate resiliency and green solutions								
Indicators	Flags*	Unit of Measure	Baseline	Baseline Year	Means of verification		2022	2023	EOP
2.1 Number of public entities and institutions with access to and interaction with hydrometeorological and climate		# Database, Reports & software	0.00	2022	Reports with (i) General Circulation Models (GCM) downscaling (ii) prototype of web-based open database	P	1.00	1.00	2.00
						P(a)	1.00	1.00	2.00
						A			
2.2 Number of urban infrastructure and housing programs designed with climate principles integrated.		# Reports	0.00	2022	Written Report with feasibility study for inclusion of adaptation measures in urban revitalization	P	0.00	1.00	1.00
						P(a)	0.00	1.00	1.00
						A			
2.3 Number of public entities and institutions informed on technical and economical potential for power system		# Reports	0.00	2022	Written Report with Technical and economical assessment for power system resilience and	P	0.00	1.00	1.00
						P(a)	0.00	1.00	1.00
						A			
2.4 Number of transport infrastructure designed with resiliency principles integrated.		# Reports	0.00	2022	Written Report with resiliency input for transport infrastructure design	P	0.00	1.00	1.00
						P(a)	0.00	1.00	1.00
						A			

 CRF Indicator

Outputs: Annual Physical and Financial Progress

1 Engagement preparation - Diagnostic - Communication						Physical Progress					Financial Progress					Theme	Fund	Flags
Outputs	Output Description	Unit of Measure	Baseline	Baseline Year	Means of verification	2022	2023	2024	EOP	2022	2023	2024	EOP					
1.1 Diagnostics and assessments completed	Diagnosis of the current situation, engagement with private and public stakeholders, market assessment	Diagnostics (#)	0	2022	Diagnosis report	P	1	1	0	2	P	20000	25000	0	45000	Sustainable Infrastructure	SCX	
						P(a)	1	1	0	2	P(a)	20000	25000	0	45000			
						A					A							
1.2 Technical notes created	Diagnosis of the current situation, engagement with private and public stakeholders, market assessment	Notes (#)				P	0	2	0	2	P	0	15000	0	15000	Sustainable Infrastructure	SCX	
						P(a)	0	2	0	2	P(a)	0	15000	0	15000			
						A					A							
2 Mainstreaming climate resiliency and green solutions						Physical Progress					Financial Progress					Theme	Fund	Flags
Outputs	Output Description	Unit of Measure	Baseline	Baseline Year	Means of verification	2022	2023	2024	EOP	2022	2023	2024	EOP					
2.1 Hydrometeorological Data, downscaled climate change data completed		Studies (#) & software	0	2022	Report with technical studies	P	1	1	0	2	P	70000	160000	0	230000	Sustainable Infrastructure	SCX	
						P(a)	1	1	0	2	P(a)	70000	160000	0	230000			
						A					A							
2.2 Feasibility study completed	Case studies and feasibility studies to integrate climate principles into urban infrastructure and housing investment	Studies (#)	0	2022	Report with technical studies	P	1	1	0	2	P	55000	85000	0	140000	Sustainable Cities	SCX	
						P(a)	1	1	0	2	P(a)	55000	85000	0	140000			
						A					A							
2.3 Technical and economical assessments completed		Reports (#)	0	2022	Report with technical studies	P	1	1	0	2	P	50000	90000	0	140000	Sustainable Energy and Climate Change	SCX	
						P(a)	1	1	0	2	P(a)	50000	90000	0	140000			
						A					A							
2.4 Feasibility study completed	Draft regulation for resilient road asset design, the inclusion of Blue Spot methodologies analysis methodology	Studies (#)	0	2022	Report with technical studies and legislation review	P	1	1	0	2	P	40000	40000	0	80000	Sustainable Infrastructure	SCX	
						P(a)	1	1	0	2	P(a)	40000	40000	0	80000			
						A					A							

Other Cost

Total Cost

	2022	2023	2024	Total Cost
P	\$235,000.00	\$415,000.00		\$650,000.00
P(a)	\$235,000.00	\$415,000.00		\$650,000.00
A				

 CRF Indicator

 Standard Output Indicator