









Results Matrix

Outcomes												
Outcome:	1 Increased knowledge about the current state of the national science, technology, and innovation system in Honduras											
Indicators	Flags*	Unit of Measure	Baseline	Baseline Year	Means of verification		2022	2023	2024	2025	EOP	
1.1 National strategy to consolidate Honduras' national science, technology, and innovation system drafted.		# stratgies	0.00	2022	Project Monitoring Reports	P	0.00	0.00	0.00	1.00		
						P(a)	0.00	0.00	0.00	1.00		
						A						
Outcome:	2 Strengthened institutional capacity to promote innovation and applied research to address productive and social challenges in Honduras											
Indicators	Flags*	Unit of Measure	Baseline	Baseline Year	Means of verification		2022	2023	2024	2025	EOP	
2.1 Successful case studies linked to STI-based solutions to address productive and social challenges		# of STI-based solutions	0.00	2022	Project Monitoring Reports	P	0.00	0.00	0.00	3.00		
						P(a)	0.00	0.00	0.00	3.00		
						A						
Outcome:	3 Visibility of STI-based programs and instruments enhanced											
Indicators	Flags*	Unit of Measure	Baseline	Baseline Year	Means of verification		2022	2023	2024	2025	EOP	
3.1 Number of officials made aware of good practices in designing and implementing instruments to support and		# of officials	0.00	2022	Project Monitoring Reports	P	0.00	0.00	0.00	20.00		
						P(a)	0.00	0.00	0.00	20.00		
						A						
 CRF Indicator												

Outputs: Annual Physical and Financial Progress

1 Diagnostics and data						Physical Progress					Financial Progress							
Outputs	Output Description	Unit of Measure	Baseline	Baseline Year	Means of verification		2023	2024	2025	EOP		2023	2024	2025	EOP	Theme	Fund	Flags
1.1 Action plans designed	Action plan for the strengthening of the Honduras' national system of science, technology and innovation	Action Plans (#)	0	2022	Project Monitoring Reports	P	0	0	1	1	P	0	20000	20000	40000	Institutional Development	W1D	
						P(a)	0	0	1	1	P(a)	0	20000	20000	40000			
						A					A							
1.2 Diagnostics and assessments completed	Diagnostic assessment of advanced human capital gaps in Honduras for scientific research, technology, and innovation with a	Diagnostics (#)	0	2022	Project Monitoring Report	P	0	1	0	1	P	0	25000	0	25000	Institutional Development	W1D	
						P(a)	0	1	0	1	P(a)	0	25000	0	25000			
						A					A							
1.3 Diagnostics and assessments completed	Research infrastructure gap analysis in Honduras.	Diagnostics (#)	0	2022	Project Monitoring Report	P	0	1	0	1	P	0	25000	0	25000	Institutional Development	W1D	
						P(a)	0	1	0	1	P(a)	0	25000	0	25000			
						A					A							
2 Instruments						Physical Progress					Financial Progress							
Outputs	Output Description	Unit of Measure	Baseline	Baseline Year	Means of verification		2023	2024	2025	EOP		2023	2024	2025	EOP	Theme	Fund	Flags
2.1 Diagnostics and assessments completed	Review of international good practices of policy instruments to promote innovation with social impact	Diagnostics (#)	0	2022	Project Monitoring Reports	P	0	0	1	1	P	0	0	20000	20000	Institutional Development	W1D	
						P(a)	0	0	1	1	P(a)	0	0	20000	20000			
						A					A							
2.2 Pilot interventions implemented	Piloting of a prioritized innovation instrument to seek, implement and scale up technological solutions with social impact	Pilots (#)	0	2022	Project Monitoring Report	P	0	0	1	1	P	0	0	220000	220000	Institutional Development	W1D	
						P(a)	0	0	1	1	P(a)	0	0	220000	220000			
						A					A							
3 Communication and Dissemination						Physical Progress					Financial Progress							
Outputs	Output Description	Unit of Measure	Baseline	Baseline Year	Means of verification		2023	2024	2025	EOP		2023	2024	2025	EOP	Theme	Fund	Flags
3.1 Awareness raising campaigns designed/implemented	Dissemination activities of the studies and results of the TC.	Campaigns (#)	0	2022	Project Monitoring Report	P	0	0	1	1	P	0	30000	0	30000	Institutional Development	W1D	
						P(a)	0	0	1	1	P(a)	0	30000	0	30000			
						A					A							
3.2 Workshops organized	Workshops/Seminars for the exchange of good practices regarding the implementation of instruments to support	Workshops (#)	0	2022	Project Monitoring Report	P	0	0	2	2	P	0	0	40000	40000	Institutional Development	W1D	
						P(a)	0	0	2	2	P(a)	0	0	40000	40000			
						A					A							

Other Cost

Total Cost

	2023	2024	2025	Total Cost
P		\$100,000.00	\$300,000.00	\$400,000.00
P(a)		\$100,000.00	\$300,000.00	\$400,000.00
A				