





Results Matrix

| Outcomes | | | | | | | | | | | |
|---|--|-----------------|----------|---------------|-----------------------|------|-------|-------|-------|-------|--|
| Outcome: | 1 Ministry of Education Streghtened with technical and operational support, to lead the Program of Improvement in Rural Education Trajectories | | | | | | | | | | |
| Indicators | Flags* | Unit of Measure | Baseline | Baseline Year | Means of verification | | 2020 | 2021 | 2022 | EOP | |
| 1.1 Program advancement according to plan | | Percentage | 0.00 | 2020 | Progress Report | P | 15.00 | 20.00 | 10.00 | 45.00 | |
| | | | | | | P(a) | 15.00 | 20.00 | 10.00 | 30.00 | |
| | | | | | | A | | | | | |
|  CRF Indicator | | | | | | | | | | | |

Outputs: Annual Physical and Financial Progress

| 1 Technical Assistance on Management | | | | | | Physical Progress | | | | | Financial Progress | | | | | | | |
|---|---|-----------------|----------|---------------|-----------------------|-------------------|------|------|------|-----|--------------------|------|-------|-------|-------|-----------|------|---|
| Outputs | Output Description | Unit of Measure | Baseline | Baseline Year | Means of verification | | 2020 | 2021 | 2022 | EOP | | 2020 | 2021 | 2022 | EOP | Theme | Fund | Flags |
| 1.1 Management information systems (MIS) designed | Identification of different management tools that will enable the design of a management information system for | Systems (#) | 0 | 2020 | Progress report | P | 0 | 2 | 2 | 4 | P | 0 | 32000 | 32000 | 64000 | Education | SOC |  |
| | | | | | | P(a) | 0 | 2 | 2 | 4 | P(a) | 0 | 32000 | 32000 | 64000 | | | |
| | | | | | | A | | | | | A | | | | | | | |
| 2 Stakeholder articulation in PDET municipalities | | | | | | Physical Progress | | | | | Financial Progress | | | | | | | |
| Outputs | Output Description | Unit of Measure | Baseline | Baseline Year | Means of verification | | 2020 | 2021 | 2022 | EOP | | 2020 | 2021 | 2022 | EOP | Theme | Fund | Flags |
| 2.1 Workshops organized | Workshops with education authorities of PDET Municipalities to define target schools and articulate interventions | Workshops (#) | 0 | 2020 | Progress report | P | 0 | 1 | 0 | 1 | P | 0 | 86000 | 0 | 86000 | Education | SOC |  |
| | | | | | | P(a) | 0 | 1 | 0 | 1 | P(a) | 0 | 86000 | 0 | 86000 | | | |
| | | | | | | A | | | | | A | 0 | | | 0 | | | |
| 3 Project awareness strategy | | | | | | Physical Progress | | | | | Financial Progress | | | | | | | |
| Outputs | Output Description | Unit of Measure | Baseline | Baseline Year | Means of verification | | 2020 | 2021 | 2022 | EOP | | 2020 | 2021 | 2022 | EOP | Theme | Fund | Flags |
| 3.1 Strategies implemented | Program awareness strategy to communicate different stakeholders the program objectives and advancements in | Strategies (#) | 0 | 2020 | Progress report | P | 0 | 1 | 0 | 1 | P | 0 | 50000 | 0 | 50000 | Education | SOC |  |
| | | | | | | P(a) | 0 | 1 | 0 | 1 | P(a) | 0 | 50000 | 0 | 50000 | | | |
| | | | | | | A | | | | | A | | | | | | | |

Other Cost

| Total Cost |
|------------|
| |

| | 2020 | 2021 | 2022 | Total Cost |
|------|------|--------------|-------------|--------------|
| P | | \$168,000.00 | \$32,000.00 | \$200,000.00 |
| P(a) | | \$168,000.00 | \$32,000.00 | \$200,000.00 |
| A | | | | |