






Results Matrix

Outcomes

Outcome:		1 Financial solutions projects closed in Latin America and the Caribbean countries									
Indicators	Flags*	Unit of Measure	Baseline	Baseline Year	Means of verification		2020	2021	2022	2023	EOP
1.1 Number of financial solutions projects closed in Latin America and the Caribbean countries		# projects	0.00	2020	Financial solutions projects in Latin America and the Caribbean that attain financial closing, that	P	0.00	0.00	1.00	2.00	3.00
						P(a)	0.00	0.00	1.00	2.00	3.00
						A					

 CRF Indicator

Outputs: Annual Physical and Financial Progress

1 Studies on the proposal on the usage of guarantees, contingent lines of credit and deferred disburs ement operations						Physical Progress						Financial Progress								
Outputs	Output Description	Unit of Measure	Baseline	Baseline Year	Means of verification		2020	2021	2022	2023	EOP		2020	2021	2022	2023	EOP	Theme	Fund	Flags
1.1 Diagnostics and assessments completed	Diagnostics and evaluations for the design and / or structuring of proposals for the use of guarantees	Diagnostics (#)	0	2020	Number of diagnoses and evaluations financed by the TC for the development of measures to support MSMEs in the short and medium term	P	0	1	1	0	2	P	0	62500	62500	0	125000	Institutional Development	INS	
						P(a)	0	1	1	0	2	P(a)	0	62500	62500	0	125000			
						A	0				0	A	0				0			
2 Studies on the proposal o attract investment in the capital markets						Physical Progress						Financial Progress								
Outputs	Output Description	Unit of Measure	Baseline	Baseline Year	Means of verification		2020	2021	2022	2023	EOP		2020	2021	2022	2023	EOP	Theme	Fund	Flags
2.1 Diagnostics and assessments completed	Diagnostics and evaluations for the design and / or structuring of proposals for the use of guarantees	Diagnostics (#)	0	2020	Number of studies financed by the TC to operationalize measures designed to support MSMEs in the short and medium term	P	0	1	1	0	2	P	0	62500	62500	0	125000	Institutional Development	INS	
						P(a)	0	1	1	0	2	P(a)	0	62500	62500	0	125000			
						A	0				0	A	0				0			
3 Studies on the proposal of integral financial management of risks, including sustainable investment and natural disasters						Physical Progress						Financial Progress								
Outputs	Output Description	Unit of Measure	Baseline	Baseline Year	Means of verification		2020	2021	2022	2023	EOP		2020	2021	2022	2023	EOP	Theme	Fund	Flags
3.1 Diagnostics and assessments completed	Diagnostics and evaluations for the design and / or structuring of proposals for the integral management	Diagnostics (#)	0	2020	Number of reports financed by the TC to support public entities to implement measures designed to support MSMEs in the short and medium term	P	0	1	1	0	2	P	0	62500	62500	0	125000	Institutional Development	INS	
						P(a)	0	1	1	0	2	P(a)	0	62500	62500	0	125000			
						A	0				0	A	0				0			
4 Communication, dissemination, and guidance on standards and good practices to promote private secto r mobilization						Physical Progress						Financial Progress								
Outputs	Output Description	Unit of Measure	Baseline	Baseline Year	Means of verification		2020	2021	2022	2023	EOP		2020	2021	2022	2023	EOP	Theme	Fund	Flags
4.1 Diagnostics and assessments completed	Diagnostics and evaluations for the formulation of standards and good practices in order to promote the	Diagnostics (#)	0	2020	Number of activities for the dissemination of knowledge generated by the implementation of measures designed to support MSMEs in the short and medium term	P	0	0	1	0	1	P	0	0	62500	0	62500	Institutional Development	INS	
						P(a)	0	0	1	0	1	P(a)	0	0	62500	0	62500			
						A	0				0	A	0				0			
4.2 New financial instruments developed	Activities for the dissemination of knowledge, dissemination, and formulation of standards and good	Instruments (#)	0	2020	Number of activities for the dissemination of knowledge generated by the implementation of measures designed to support MSMEs in the short and medium term	P	0	1	1	1	3	P	0	25000	25000	12500	62500	Institutional Development	INS	
						P(a)	0	1	1	1	3	P(a)	0	25000	25000	12500	62500			
						A	0				0	A	0				0			

Other Cost

Total Cost

	2020	2021	2022	2023	Total Cost
P		\$212,500.00	\$275,000.00	\$12,500.00	\$500,000.00
P(a)		\$212,500.00	\$275,000.00	\$12,500.00	\$500,000.00
A					

CRF Indicator

 Standard Output Indicator