





Results Matrix

Outcomes

Outcome:	1 Tools and knowledge provided to countries in the region to implement national long term climate strategies (LTS) and Nationally Determinated Contributions (NDCs)								
Indicators	Flags*	Unit of Measure	Baseline	Baseline Year	Means of verification		2020	2021	EOP
1.1 Countries integrating LTS and/or NDC implementation into national planning and policy desicion making		Government agencies (#)	0.00	2020	National recovery plans and planning intruments informed to include climate obietives	P	0.00	3.00	3.00
						P(a)	0.00	3.00	3.00
						A			
1.2 Tools and technical evidence is available to countries in LAC to inform LTS and NDC implementation		Tools (#)	0.00	2020	Reports of tools developed for LTS/NDC implementation	P	0.00	2.00	2.00
						P(a)	0.00	2.00	2.00
						A			

 CRF Indicator

Outputs: Annual Physical and Financial Progress

1 Sector specific analysis for Long Term Strategy (LTS) implementation						Physical Progress				Financial Progress						
Outputs	Output Description	Unit of Measure	Baseline	Baseline Year	Means of verification		2020	2021	EOP		2020	2021	EOP	Theme	Fund	Flags
1.1 Diagnostics and assessments completed	Diagnosis and studies to inform the implementation of climate objectives (NDCs and LTS) and integration into national	Diagnostics (#)	0	2020	Reports provided to government with recommendations to integrate climate objectives into public planning	P	0	2	2	P	40000	125000	165000	Sustainable Energy and Climate Change	SUS	
						P(a)	0	2	2	P(a)	40000	125000	125000			
						A				A						
2 Investment planning for Long Term Strategy (LTS) implementation						Physical Progress				Financial Progress						
Outputs	Output Description	Unit of Measure	Baseline	Baseline Year	Means of verification		2020	2021	EOP		2020	2021	EOP	Theme	Fund	Flags
2.1 Climate investment plans / strategies developed		Plans (#)	0	2020	National Climate Investment Plans completed	P	0	2	2	P	30000	220000	250000	Climate Change	SUS	
						P(a)	0	2	2	P(a)	30000	220000	220000			
						A				A						
3 Knowledge dissemination of Long Term Strategy (LTS) implementation						Physical Progress				Financial Progress						
Outputs	Output Description	Unit of Measure	Baseline	Baseline Year	Means of verification		2020	2021	EOP		2020	2021	EOP	Theme	Fund	Flags
3.1 Workshops organized	Workshops to disseminate lessons learnt and opportunities for implementation of LTS in LAC	Workshops (#)	0	2020	Agenda and outcomes of the workshop	P	1	2	3	P	10000	55000	65000	Sustainable Energy and Climate Change	SUS	
						P(a)	1	2	2	P(a)	10000	55000	55000			
						A				A						
3.2 Climate study completed	Report capturing lessons learnt, tools and opportunities for implemenation of LTS in LAC	Studies (#)	0	2020	Study published	P	0	1	1	P	0	20000	20000	Sustainable Energy and Climate Change	SUS	
						P(a)	0	1	1	P(a)	0	20000	20000			
						A				A						

Other Cost

Total Cost

	2020	2021	Total Cost
P	\$80,000.00	\$420,000.00	\$500,000.00
P(a)	\$80,000.00	\$420,000.00	\$420,000.00
A			

 CRF Indicator

 Standard Output Indicator