







Results Matrix

Outcomes

Outcome:	1 Macroeconomic framework of LAC countries strengthened							
Indicators	Flags*	Unit of Measure	Baseline	Baseline Year	Means of verification	2023		EOP
1.1 Analytical tool to identify major variables which impact the fiscal sustainability implemented		Analytical Tool (#)	0.00	2021		P	1.00	1.00
						P(a)	0.00	0.00
						A		0.00

 CRF Indicator

Outputs: Annual Physical and Financial Progress

1 Korean and OCDE experiences in the macro-fiscal management						Physical Progress				Financial Progress				Theme	Fund	Flags		
Outputs	Output Description	Unit of Measure	Baseline	Baseline Year	Means of verification	2022	2023	2024	EOP	2022	2023	2024	EOP					
1.1 Diagnostics and assessments completed	Korean and OCDE Experiences in macro-fiscal management: medium-term fiscal framework, budgets, and counterfactual	Diagnostics (#)	0	2022	Consultant's report	P	0	2	0	2	P	0	125000	0	125000	Institutional Development	KPC	
						P(a)	0	2	0	2	P(a)	0	125000	0	125000			
						A	0			0	A	0			0			
2 Evaluating gaps in the fiscal/ macro-economic / institutional variables in LAC countries						Physical Progress				Financial Progress				Theme	Fund	Flags		
Outputs	Output Description	Unit of Measure	Baseline	Baseline Year	Means of verification	2022	2023	2024	EOP	2022	2023	2024	EOP					
2.1 New databases created	Database including macroeconomic, fiscal and institutional variables to identify gaps that generate consistent imbalances	Databases (#)	0	2022	Consultant's report	P	0	1	0	1	P	0	50000	0	50000	Institutional Development	KPC	
						P(a)	0	1	0	1	P(a)	0	50000	0	50000			
						A	0			0	A	0			0			
2.2 Methodologies designed/strengthened	Econometric Model regarding early warnings of countries' capacity to pay and fiscal vulnerabilities	Methodologies (#)	0	2022	Consultant's report	P	0	0	1	1	P	0	50000	25000	75000	Institutional Development	KPC	
						P(a)	0	0	1	1	P(a)	0	50000	25000	75000			
						A	0			0	A	0			0			
2.3 Technical notes created	Technical note quantifying main macro-fiscal risks in LAC and analyze mitigation measures compared to international	Notes (#)				P	0	0	1	1	P					Institutional Development	KPC	
						P(a)	0	0	1	1	P(a)							
						A	0			0	A							
3 Formulation of Policy Recommendations and Production of knowledge products and dissemination of results						Physical Progress				Financial Progress				Theme	Fund	Flags		
Outputs	Output Description	Unit of Measure	Baseline	Baseline Year	Means of verification	2022	2023	2024	EOP	2022	2023	2024	EOP					
3.1 Seminars organized	Seminar organized to disseminate the main results of the TC's studies	Seminars (#)	0	2022	Seminar's Agenda	P	0	0	1	1	P	0	25000	25000	50000	Institutional Development	KPC	
						P(a)	0	0	1	1	P(a)	0	25000	25000	50000			
						A	0			0	A	0			0			
3.2 Training workshops delivered	Workshops to implement the methodologies developed in the countries and within the IDB	Workshops (#)	0	2022	Workshop's invitation	P	0	0	2	2	P	0	25000	25000	50000	Institutional Development	KPC	
						P(a)	0	0	2	2	P(a)	0	25000	25000	50000			
						A	0			0	A	0			0			

Other Cost

Total Cost

	2022	2023	2024	Total Cost
P		\$275,000.00	\$75,000.00	\$350,000.00
P(a)		\$275,000.00	\$75,000.00	\$350,000.00
A				