






Results Matrix

Outcomes

Outcome:	1 Capacities for planning Integrated Health Networks strengthened									
Indicators	Flags*	Unit of Measure	Baseline	Baseline Year	Means of verification		2019	2020	2021	EOP
1.1 Planning workshops carried out		Workshops (#)	0.00	2019	Semestral report	P	0.00	1.00	0.00	1.00
						P(a)	0.00	1.00	0.00	1.00
						A	0.00			0.00
1.2 Investment Master Plan in the first level with a network approach developed		Plan (#)	0.00	2019	Investment Master Plan validated	P	0.00	0.00	1.00	1.00
						P(a)	0.00	0.00	1.00	1.00
						A	0.00			0.00
1.3 Network simulation tool with approved regulations		Tools (#)	0.00	2019	Simulations performed by planning area of MINSA	P	0.00	0.00	1.00	1.00
						P(a)	0.00	0.00	1.00	1.00
						A	0.00			0.00

 CRF Indicator

Outputs: Annual Physical and Financial Progress

1 Support technical studies to create Integrated Health Networks (RIS) in Metropolitan Lima and Callao						Physical Progress					Financial Progress							
Outputs	Output Description	Unit of Measure	Baseline	Baseline Year	Means of verification		2019	2020	2021	EOP		2019	2020	2021	EOP	Theme	Fund	Flags
1.1 Diagnosis of the offer of services with an emphasis on APS and user population		Document (#)	0	2019	Final document	P	1	0	0	1	P	31120	10570	0	41690	Health	SOC	
						P(a)	1	0	0	0	P(a)	31120	10570	0	10570			
						A	0			0	A	0			0			
1.2 Study of productive factors for the efficient and quality operation of the network		Reports (#)	0	2019	Report on the diagnosis of productive factors	P	1	0	0	1	P	43650	16600	0	60250	Health	SOC	
						P(a)	1	0	0	0	P(a)	43650	16600	0	16600			
						A	0			0	A	0			0			
1.3 Feasibility study completed	Study of Health Primary Care model Lima Callao	Studies (#)	0	2019	Feasibility analysis of integrated networks in Lima and Callao prepared	P	1	0	0	1	P	5132	46190	0	51322	Health	SOC	
						P(a)	1	0	0	0	P(a)	5132	46190	0	46190			
						A	0			0	A	0			0			
1.4 Recommendations from adaptation study implemented	Document with recommendations for Health Primary Care	Studies (#)	0	2019	Normativity related to networks in Lima and Callao validated	P	0	1	0	1	P	11000	9000	0	20000	Sustainable Infrastructure	SOC	
						P(a)	0	1	0	1	P(a)	11000	9000	0	9000			
						A	0			0	A	0			0			
2 Optimization of first-level health services under a network approach						Physical Progress					Financial Progress							
Outputs	Output Description	Unit of Measure	Baseline	Baseline Year	Means of verification		2019	2020	2021	EOP		2019	2020	2021	EOP	Theme	Fund	Flags
2.1 Analytical study on the best options for the development of software for simulation of RIS under the parameters of efficiency and quality in micro-networks and networks.		Reports (#)	0	2019	RIS-APS study delivered	P	1	0	0	1	P	7172	8766	0	15938	Health	SOC	
						P(a)	0	1	0	1	P(a)	7172	8766	0	8766			
						A	0			0	A	0			0			
2.2 Training workshops delivered	Workshop for transfer of knowledge of the application and its use in the planning of the RIS	Workshops (#)	0	2019	Semestral progress report with workshop registration	P	1	4	0	5	P	4800	11200	0	16000	Institutional Development	SOC	
						P(a)	1	5	0	5	P(a)	4800	11200	0	11200			
						A	0			0	A	0			0			
2.3 Operational manuals developed	Final Report of simulation	Manuals (#)	0	2019	Manual with methodology and parameters for definition of RIS elaborated	P	0	1	0	1	P	0	4800	0	4800	Institutional Development	SOC	
						P(a)	0	1	0	1	P(a)	0	4800	0	4800			
						A	0			0	A	0			0			
2.4 Monitoring and Evaluation Plan developed	Consultancy for support implementation	Plans (#)	0	2019	Progress report on first level services operating in a network	P	1	0	0	1	P	4000	36000	0	40000	Social Development	SOC	
						P(a)	0	1	0	1	P(a)	4000	36000	0	36000			
						A	0			0	A	0			0			

Other Cost

Total Cost

	2019	2020	2021	Total Cost
P	\$106,874.00	\$143,126.00		\$250,000.00
P(a)	\$106,874.00	\$143,126.00		\$143,126.00
A				

 CRF Indicator

 Standard Output Indicator