










Results Matrix

Outcomes

Outcome: [1 Support LAC countries in the creation and promotion of a renewed and inclusive regional integration better conditions for attracting investment, boosting economic recovery and job creation in the region.](#)

 CRF Indicator

Outputs: Annual Physical and Financial Progress

1 1 Generation and promotion of a renewed and inclusive regional integration agenda for LAC						Physical Progress					Financial Progress							
Outputs	Output Description	Unit of Measure	Baseline	Baseline Year	Means of verification		2021	2022	2023	EOP		2021	2022	2023	EOP	Theme	Fund	Flags
1.1 Policy dialogue events organized	High-level technical meetings to to define the political mandate regarding the priority areas of the renewed and inclusive regional integration.	Events (#)	0	2021	Press release and Annual Project Report in TCM	P	0	1	0	1	P	0	40000	0	40000	Regional Integration	RIN	
						P(a)	0	1	0	1	P(a)	0	40000	0	40000			
						A					A							
1.2 Working Papers prepared	Position papers that will serve as a basis for discussion on the opportunities and challenges towards deeper integration in the region.	Papers (#)	0	2021	Annual Project Report in TCM	P	0	4	0	4	P	0	100000	0	100000	Regional Integration	RIN	
						P(a)	0	4	0	4	P(a)	0	100000	0	100000			
						A					A							
1.3 Workshops organized	Multistakeholder workshops involving the private sector, academia, civil society and relevant actors to receive input on the design of the regional integration agenda.	Workshops (#)	0	2021	Annual Project Report in TCM	P	0	6	0	6	P	0	80000	0	80000	Regional Integration	RIN	
						P(a)	0	6	0	6	P(a)	0	80000	0	80000			
						A					A							
1.4 Policy dialogue events organized	High-level dialogue with the private sector to generate commitments on the issues addressed and identify concrete actions.	Events (#)	0	2021	Annual Project Report in TCM	P	0	1	0	1	P	0	120000	0	120000	Regional Integration	RIN	
						P(a)	0	1	0	1	P(a)	0	120000	0	120000			
						A					A							
2 2 Design and implementation of policies to advance regional integration in prioritized areas						Physical Progress					Financial Progress							
Outputs	Output Description	Unit of Measure	Baseline	Baseline Year	Means of verification		2021	2022	2023	EOP		2021	2022	2023	EOP	Theme	Fund	Flags
2.1 Surveys conducted	Private sector survey on policies to advance regional integration.	Surveys (#)	0	2021	Annual Project Report in TCM	P	0	0	4	4	P	0	0	80000	80000	Regional Integration	RIN	
						P(a)	0	0	4	4	P(a)	0	0	80000	80000			
						A					A							
2.2 Working Papers prepared	Feasibility and impact studies of subregional agreements on the prioritized sectors.	Papers (#)	0	2021	Annual Project Report in TCM	P	0	0	4	4	P	0	0	120000	120000	Regional Integration	RIN	
						P(a)	0	0	4	4	P(a)	0	0	120000	120000			
						A					A							
3 3 Promotion of LAC as an attractive investment destination						Physical Progress					Financial Progress							
Outputs	Output Description	Unit of Measure	Baseline	Baseline Year	Means of verification		2021	2022	2023	EOP		2021	2022	2023	EOP	Theme	Fund	Flags
3.1 Awareness raising campaigns designed/implemented	Support for the identification and presentation of investment opportunities to potential investors.	Campaigns (#)	0	2021	Annual Project Report in TCM	P	0	1	3	4	P	0	20000	60000	80000	Regional Integration	RIN	
						P(a)	0	1	3	4	P(a)	0	20000	60000	80000			
						A					A							
3.2 Policy dialogue events organized	High-level national and regional investment promotion policy dialogues.	Events (#)	0	2021	Press release and Annual Project Report in TCM	P	0	2	2	4	P	0	100000	100000	200000	Regional Integration	RIN	
						P(a)	0	2	2	4	P(a)	0	100000	100000	200000			
						A					A							
3.3 Exhibits organized	Match-making events to promote and increase investment.	Exhibits (#)	0	2021	Annual Project Report in TCM	P	0	1	2	3	P	0	40000	40000	80000	Regional Integration	RIN	
						P(a)	0	1	2	3	P(a)	0	40000	40000	80000			
						A					A							

Other Cost

Total Cost

	2021	2022	2023	Total Cost
P		\$500,000.00	\$400,000.00	\$900,000.00
P(a)		\$500,000.00	\$400,000.00	\$900,000.00
A				

 CRF Indicator

 Standard Output Indicator