








## Results Matrix

## Outcomes

[illegible]

 CRF Indicator

## Outputs: Annual Physical and Financial Progress

1 Estimación del capital natural de los países andinos y análisis de su uso como herramienta para la definición de políticas públicas						Physical Progress					Financial Progress								
Outputs	Output Description	Unit of Measure	Baseline	Baseline Year	Means of verification	2020	2021	2022	EOP	2020	2021	2022	EOP	Theme	Fund	Flags			
1.1 Technical notes created	Estimación de la ventana de oportunidad para la utilización sostenible de los recursos no renovables	Notes (#)	0	2020	# of technical notes	P	0	1	1	2	P		45000	45000	90000	Sustainable Energy and Climate Change	CTY		
						P(a)					0	P(a)							0
						A					A								
2 Manejo sostenible del capital natural no renovable de los países andinos						Physical Progress					Financial Progress								
Outputs	Output Description	Unit of Measure	Baseline	Baseline Year	Means of verification	2020	2021	2022	EOP	2020	2021	2022	EOP	Theme	Fund	Flags			
2.1 New databases created	Confianza y actividad petrolera y minera	Databases (#)	0	2020	# of databases	P	0	1	3	4	P		40000	120000	160000	Institutional Development	CTY		
						P(a)					0	P(a)							0
						A		1		1	A								
2.2 Technical notes created	Arreglos institucionales y fiscales que rigen las industrias extractivas andinas	Notes (#)	0	2020	# of technical notes	P	0	1	3	4	P		30000	90000	120000	Institutional Development	CTY		
						P(a)					0	P(a)							0
						A					A								
3 Aprovechamiento sostenible de nuevas oportunidades productivas						Physical Progress					Financial Progress								
Outputs	Output Description	Unit of Measure	Baseline	Baseline Year	Means of verification	2020	2021	2022	EOP	2020	2021	2022	EOP	Theme	Fund	Flags			
3.1 New databases created		Databases (#)	0	2020	# of databases	P	0	2	7	9	P		15000	55000	70000	Private Sector	CTY		
						P(a)					0	P(a)							0
						A		1		1	A								
3.2 Technical notes created	Encadenamientos productivos y cadenas de valor	Notes (#)	0	2020	# of technical notes	P	0	1	3	4	P		40000	120000	160000	Regional Integration	CTY		
						P(a)					0	P(a)							0
						A		1		1	A								
3.3 Technical notes created	Aprovechamiento del capital natural en agricultura y turismo	Notes (#)	0	2020	# of technical notes	P	0	2	3	5	P		25000	85000	110000	Agricultural Productivity and Food Security	CTY		
						P(a)					0	P(a)							0
						A					A								
4 Diseminación del conocimiento						Physical Progress					Financial Progress								
Outputs	Output Description	Unit of Measure	Baseline	Baseline Year	Means of verification	2020	2021	2022	EOP	2020	2021	2022	EOP	Theme	Fund	Flags			
4.1 Working Papers prepared	Edición y publicación de productos de conocimientos	Papers (#)	0	2020	# of technical notes	P	0	0	1	1	P		0	50000	50000	Institutional Development	CTY		
						P(a)					0	P(a)							0
						A					A								
4.2 Workshops organized	Eventos de difusión de los hallazgos del estudio	Workshops (#)	0	2020	# of attendees	P	0	2	4	6	P		14000	26000	40000	Institutional Development	CTY		
						P(a)					0	P(a)							0
						A					A								

## Other Cost

### Total Cost

CRF Indicator

 Standard Output Indicator

	2020	2021	2022	Total Cost
P		\$209,000.00	\$591,000.00	\$800,000.00
P(a)				
A				