








Results Matrix

Outcomes

| | | | | | | | | | | | |
|--|--|-----------------|----------|---------------|--|------|------|------|------|------|------|
| Outcome: | 1 Student agency and informed decision making on learning labor trajectories increased | | | | | | | | | | |
| Indicators | Flags* | Unit of Measure | Baseline | Baseline Year | Means of verification | | 2020 | 2021 | 2022 | 2023 | EOP |
| 1.1 Students that rate the profiling tool as beyond satisfactory | | Percentage | 0.00 | 2020 | Surveys conducted by SDE-SP, with students | P | 0.00 | 0.60 | 0.70 | 0.80 | 0.80 |
| | | | | | | P(a) | 0.00 | 0.60 | 0.70 | 0.80 | 0.80 |
| | | | | | | A | 0.00 | | | | |
| Outcome: | 2 Supply and demand skills match improved | | | | | | | | | | |
| Indicators | Flags* | Unit of Measure | Baseline | Baseline Year | Means of verification | | 2020 | 2021 | 2022 | 2023 | EOP |
| 2.1 Evaluation report that attests platform functioning as beyond satisfactory | | Percentage | 0.00 | 2020 | Surveys conducted by SDE-SP, with students | P | 0.00 | 0.60 | 0.70 | 0.80 | 0.80 |
| | | | | | | P(a) | 0.00 | 0.60 | 0.70 | 0.80 | 0.80 |
| | | | | | | A | 0.00 | | | | |
| Outcome: | 3 Involvement of the private sector in skills definition and certification increased | | | | | | | | | | |
| Indicators | Flags* | Unit of Measure | Baseline | Baseline Year | Means of verification | | 2020 | 2021 | 2022 | 2023 | EOP |
| 3.1 Standard processes for participatory occupational profile development elaborated | | Processes | 0.00 | 2020 | Verified by the IDB, using information provided by SDE-SP. | P | 0.00 | 1.00 | 2.00 | 0.00 | 3.00 |
| | | | | | | P(a) | 0.00 | 1.00 | 2.00 | 0.00 | 3.00 |
| | | | | | | A | 0.00 | | | | |

CRF Indicator

Outputs: Annual Physical and Financial Progress

| 1 Student profiling tool | | | | | | Physical Progress | | | | | | Financial Progress | | | | | | Theme | Fund | Flags |
|--|---|-----------------|----------|---------------|---|-------------------|------|------|------|-----|------|--------------------|-------|--------|--------|-------|--------|---------------|------|---|
| Outputs | Output Description | Unit of Measure | Baseline | Baseline Year | Means of verification | 2020 | 2021 | 2022 | 2023 | EOP | 2020 | 2021 | 2022 | 2023 | EOP | | | | | |
| 1.1 Diagnostics and assessments completed | Test for declared student skills developed | Diagnostics (#) | 0 | 2020 | Verified by IDB, through information provided by SDE-SP | P | 0 | 0 | 1 | 0 | 1 | P | 0 | 10000 | 18000 | 0 | 28000 | Labor Markets | TVT |  |
| | | | | | | P(a) | 0 | 0 | 1 | 0 | 1 | P(a) | 0 | 10000 | 18000 | 0 | 28000 | | | |
| | | | | | | A | 0 | | | | 0 | A | 0 | | | | 0 | | | |
| 2 Pathway recommendation tool | | | | | | Physical Progress | | | | | | Financial Progress | | | | | | Theme | Fund | Flags |
| Outputs | Output Description | Unit of Measure | Baseline | Baseline Year | Means of verification | 2020 | 2021 | 2022 | 2023 | EOP | 2020 | 2021 | 2022 | 2023 | EOP | | | | | |
| 2.1 Diagnostics and assessments completed | Development of a machine learning algorithm to map the students' profiles to occupational backgrounds and | Diagnostics (#) | 0 | 2020 | Verified by IDB, through information provided by SDE-SP | P | 0 | 0 | 1 | 0 | 1 | P | 18500 | 185500 | 136000 | 0 | 340000 | Labor Markets | TVT |  |
| | | | | | | P(a) | 0 | 0 | 1 | 0 | 1 | P(a) | 0 | 204000 | 136000 | 0 | 340000 | | | |
| | | | | | | A | 0 | | | | | A | 0 | | | | 0 | | | |
| 2.2 Awareness raising campaigns designed/implemented | Development of information and communication materials and strategies for disseminating the | Campaigns (#) | 0 | 2020 | Verified by IDB, through information provided by SDE-SP | P | 0 | 0 | 1 | 1 | 2 | P | 0 | 0 | 60000 | 60000 | 120000 | Labor Markets | TVT |  |
| | | | | | | P(a) | 0 | 0 | 1 | 1 | 2 | P(a) | 0 | 0 | 60000 | 60000 | 120000 | | | |
| | | | | | | A | 0 | | | | | A | 0 | | | | 0 | | | |
| 3 Students' connection with the demands of the productive sector | | | | | | Physical Progress | | | | | | Financial Progress | | | | | | Theme | Fund | Flags |
| Outputs | Output Description | Unit of Measure | Baseline | Baseline Year | Means of verification | 2020 | 2021 | 2022 | 2023 | EOP | 2020 | 2021 | 2022 | 2023 | EOP | | | | | |
| 3.1 Workshops organized | Workshops wth private companies in the technological sector to identify sector-based skill needs | Workshops (#) | 0 | 2020 | Verified by IDB, through information provided by SDE-SP | P | 0 | 2 | 2 | 0 | 4 | P | 0 | 10000 | 10000 | 0 | 20000 | Labor Markets | TVT |  |
| | | | | | | P(a) | 0 | 2 | 2 | 0 | 4 | P(a) | 0 | 10000 | 10000 | 0 | 20000 | | | |
| | | | | | | A | 0 | | | | | A | 0 | | | | 0 | | | |
| 3.2 Supervision reports completed | Development of report with identification of sector-based skill needs, based on dialogue with companies | Reports (#) | 0 | 2020 | Verified by IDB, through information provided by SDE-SP | P | 0 | 1 | 0 | 0 | 1 | P | 0 | 48000 | 0 | 0 | 48000 | Labor Markets | TVT |  |
| | | | | | | P(a) | 0 | 1 | 0 | 0 | 1 | P(a) | 0 | 48000 | 0 | 0 | 48000 | | | |
| | | | | | | A | 0 | | | | | A | 0 | | | | 0 | | | |

| Other Cost |
|---------------------------|
| Project result evaluation |
| unforeseen costs |

| Total Cost |
|------------|
| |

CRF Indicator

Standard Output Indicator

| | 2020 | 2021 | 2022 | 2023 | Cost |
|------|--------|--------|--------|-------------|-------------|
| P | \$0.00 | \$0.00 | \$0.00 | \$34,000.00 | \$34,000.00 |
| P(a) | \$0.00 | \$0.00 | \$0.00 | \$34,000.00 | \$34,000.00 |
| A | \$0.00 | | | | \$0.00 |
| P | \$0.00 | \$0.00 | \$0.00 | \$10,000.00 | \$10,000.00 |
| P(a) | \$0.00 | \$0.00 | \$0.00 | \$10,000.00 | \$10,000.00 |
| A | \$0.00 | | | | \$0.00 |

| | 2020 | 2021 | 2022 | 2023 | Total Cost |
|------|-------------|--------------|--------------|--------------|--------------|
| P | \$18,500.00 | \$253,500.00 | \$224,000.00 | \$104,000.00 | \$600,000.00 |
| P(a) | | \$272,000.00 | \$224,000.00 | \$104,000.00 | \$600,000.00 |
| A | | | | | |