














Results Matrix

Outcomes								
Outcome:	1 The consequences of the COVID-19 outbreak are minimized in 331 children and adolescents with disabilities, from s in Ecuador (Quito, Guayaquil, Santo Domingo and Manta), by ensuring the continuity of their education and							
Indicators	Flags*	Unit of Measure	Baseline	Baseline Year	Means of verification	EOP		
1.1 At the end of the first year of project execution, 331 students with disabilities have technological equipment,		Children with disabilities with access	0.00	2020	invoices, delivery - reception of equipment minutes, reports of access to the platform and Reports of consulting products for the design of an education model.	P		331.00
						P(a)		331.00
						A		
1.2 At the end of the first year of project execution, a model for distance education adapted to the educational needs, context		Distance education model	0.00	2020	invoices. Report and Reports of consulting products for the design of a psychosocial and mental health support system.	P		1.00
						P(a)		1.00
						A		
1.3 At the end of the second year of project execution, there is a psychosocial and mental health support system		Support system	0.00	2020		P		1.00
						P(a)		1.00
						A		

CRF Indicator

Outputs: Annual Physical and Financial Progress

1 Acquisition of hardware, connectivity, and software						Physical Progress					Financial Progress					Theme	Fund	Flags
Outputs	Output Description	Unit of Measure	Baseline	Baseline Year	Means of verification	2020	2021	2022	EOP	2020	2021	2022	EOP					
1.1 TC funded equipment delivered	Educational institutions that serve students with disabilities equipped. Students accessing quality technical education	Institutions equipped (#)	0	2020	Invoices, delivery - reception of equipment minutes, reports of access to the platform and photographic and videorecord of	P	1	3	0	4	P	240000	0	0	240000	Institutional Development	JPO	
						P(a)	1	3	0	3	P(a)	240000	0	0	0			
						A					A							
2 Implementation of from-home education						Physical Progress					Financial Progress							
Outputs	Output Description	Unit of Measure	Baseline	Baseline Year	Means of verification	2020	2021	2022	EOP	2020	2021	2022	EOP	Theme	Fund	Flags		
2.1 Methodologies designed/strengthened	Distance education methodology adapted to the educational needs, context and priorities of children with disabilities	Methodologies (#)	0	2020	Reports of consulting products for the design of an education model. Invoices. Report and attendance lists of review workshops and	P	0	1	0	1	P	0	69000	0	69000	Institutional Development	JPO	
						P(a)	0	1	0	1	P(a)	0	69000	0	69000			
						A					A							
2.2 Virtual platforms designed	Implementation of a virtual education platform, adapted to the context and educational needs of students with disabilities	Platforms (#)	0	2020	Reports of consulting products for the design of a virtual education platform. Invoices. Report and attendance lists of students with disabilities	P	0	1	0	1	P	0	150000	0	150000	Institutional Development	JPO	
						P(a)	0	1	0	1	P(a)	0	150000	0	150000			
						A					A							
2.3 Individuals Trained	Training workshops for 40 teachers in the use of educational technology and methodologies for virtual education	Individuals (#)	0	2020	Attendance list from workshop	P	10	30	0	40	P	10000	20000	0	30000	Institutional Development	JPO	
						P(a)	10	30	0	30	P(a)	10000	20000	0	20000			
						A					A							
3 Violence prevention and child protection						Physical Progress					Financial Progress							
Outputs	Output Description	Unit of Measure	Baseline	Baseline Year	Means of verification	2020	2021	2022	EOP	2020	2021	2022	EOP	Theme	Fund	Flags		
3.1 Management information systems (MIS) implemented	System for the identification of cases of violence or abuse against children and adolescents with disabilities	Systems (#)	0	2020	Reports of consulting products for the design of the system. Invoices. Final product acceptance minute.	P	0	1	0	1	P	0	20000	0	20000	Institutional Development	JPO	
						P(a)	0	1	0	1	P(a)	0	20000	0	20000			
						A					A							
3.2 Awareness raising campaigns designed/implemented	Awareness raising campaigns designed/implemented for violence prevention in families of students with disabilities	Campaigns (#)	0	2020	Electronic copies of reports of events held and database of participants and their contact details	P	1	2	1	4	P	7500	15000	7500	30000	Institutional Development	JPO	
						P(a)	1	2	1	3	P(a)	7500	15000	7500	22500			
						A					A							
3.3 Action plans implemented	Action plan for emotional support to families of students with disabilities implemented	Action Plans (#)	0	2020	Electronic copies of each consultancy reports	P	1	3	0	4	P	45000	180600	0	225600	Institutional Development	JPO	
						P(a)	1	3	0	3	P(a)	45000	180600	0	180600			
						A					A							
3.4 Networks/communities of practice strengthened	Communities of practice with reference institutions for violence prevention and protection of rights in 3 communities	Networks (#)	0	2020	Communities of practice meeting minutes	P	1	2	0	3	P	3600	10800	0	14400	Institutional Development	JPO	
						P(a)	1	2	0	2	P(a)	3600	10800	0	10800			
						A					A							
4 Impact evaluation and studies						Physical Progress					Financial Progress							
Outputs	Output Description	Unit of Measure	Baseline	Baseline Year	Means of verification	2020	2021	2022	EOP	2020	2021	2022	EOP	Theme	Fund	Flags		
4.1 Quasi-experimental impact evaluation (ex-ante or ex-post) performed	Line base study	Evaluation Final Report (#)	0	2020	Electronic copy of study	P	0	1	0	1	P	0	15000	0	15000	Institutional Development	JPO	
						P(a)	0	1	0	1	P(a)	0	15000	0	15000			
						A					A							
4.2 Quasi-experimental impact evaluation (ex-ante or ex-post) performed	Evaluation study	Evaluation Final Report (#)	0	2020	Electronic copy of study	P	0	0	1	1	P	0	0	20000	20000	Institutional Development	JPO	
						P(a)	0	0	1	1	P(a)	0	0	20000	20000			
						A					A							
4.3 Transparency and accountability mechanisms developed	Documentary	Transparency & Accountability Mechanisms (#)	0	2020	Video documentary	P	0	0	1	1	P	0	0	15000	15000	Institutional Development	JPO	
						P(a)	0	0	1	1	P(a)	0	0	15000	15000			
						A					A							
5 Administration, monitoring and audits						Physical Progress					Financial Progress							
Outputs	Output Description	Unit of Measure	Baseline	Baseline Year	Means of verification	2020	2021	2022	EOP	2020	2021	2022	EOP	Theme	Fund	Flags		
5.1 Transparency and accountability mechanisms developed	Audit of the Project Financial Statements	Transparency & Accountability Mechanisms (#)	0	2020	Final Report for the TC	P	0	1	1	2	P	0	5000	5000	10000	Institutional Development	JPO	
						P(a)	0	1	1	2	P(a)	0	5000	5000	10000			
						A					A							
5.2 Supervision reports completed	Project Management	Reports (#)	0	2020	Electronic copies of consultancy reports	P	4	12	8	24	P	6000	24000	20000	50000	Social Development	JPO	
						P(a)	4	12	8	20	P(a)	6000	24000	20000	44000			
						A					A							

Other Cost

Total Cost

	2020	2021	2022	Total Cost
P	\$312,100.00	\$509,400.00	\$67,500.00	\$889,000.00
P(a)	\$312,100.00	\$509,400.00	\$67,500.00	\$576,900.00
A				