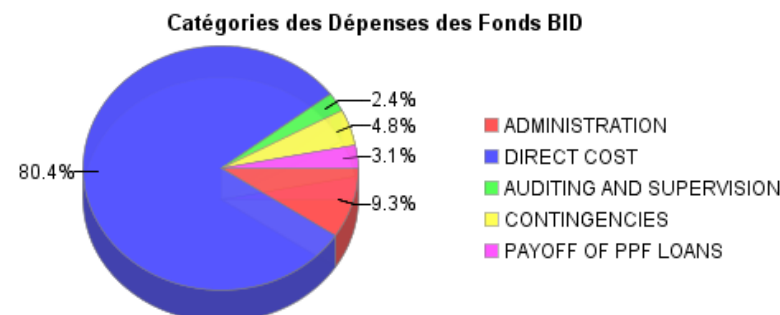
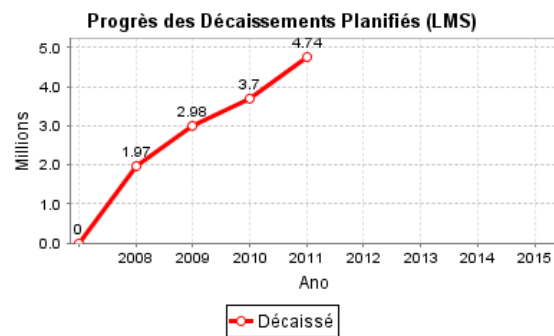
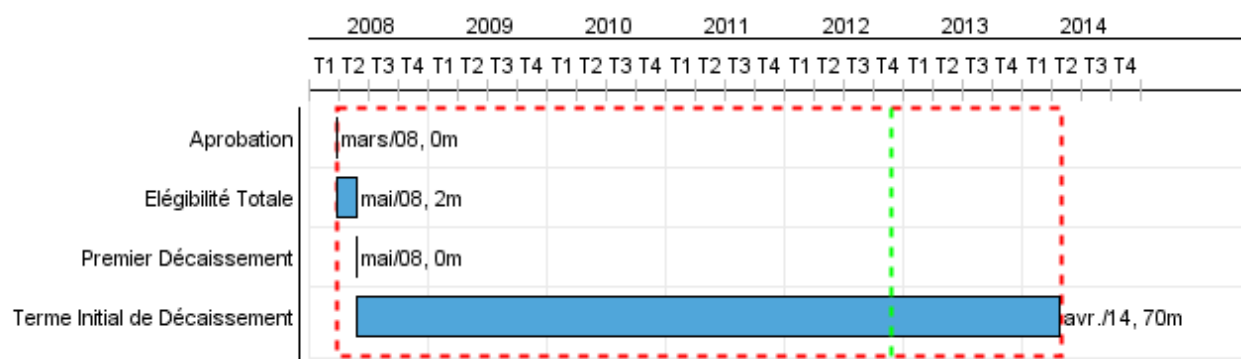


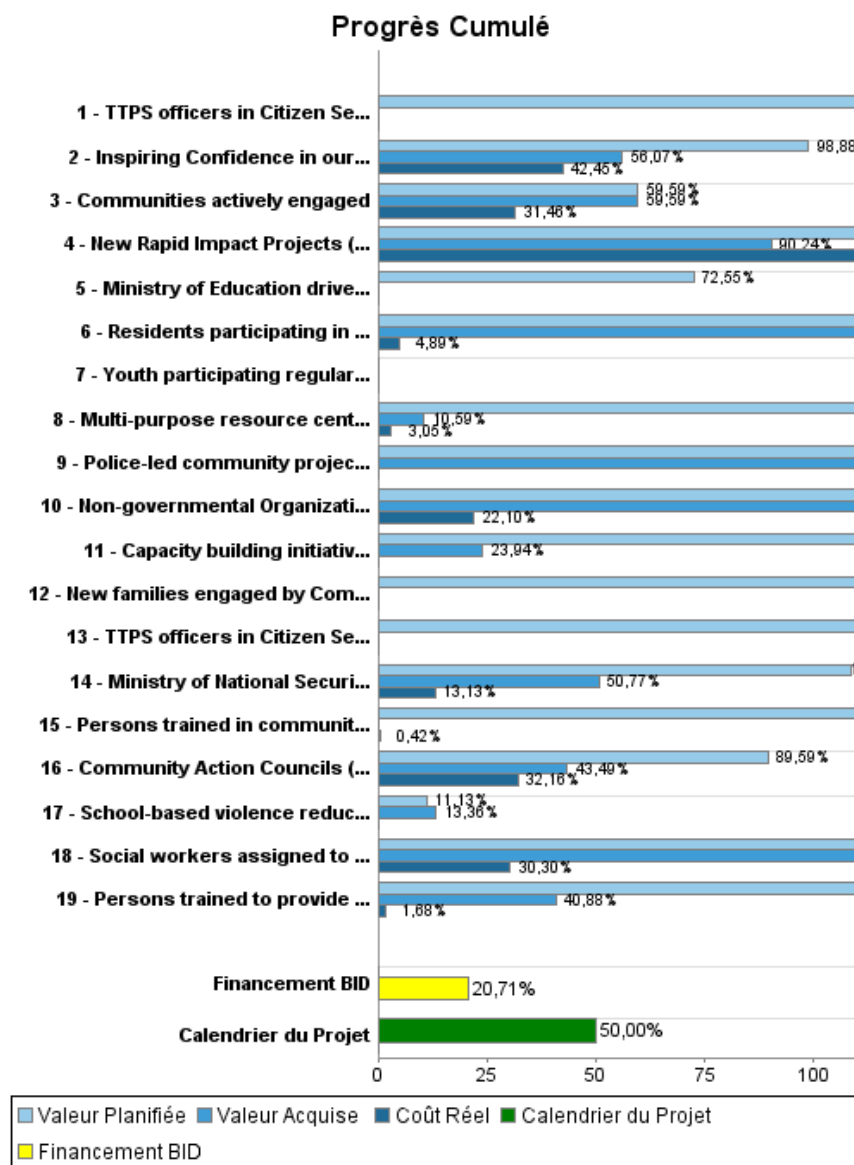
Rapport Résumé

Données Générales		Fonds Disponibles (US\$)		Coût Total et Source de Financement	
Agence d' Exécution (EA):	MINISTRY OF NATIONAL SECURITY				
Secteur:	SOCIAL INVESTMENT-CITIZEN SAFETY				
Numéro(s) de Prêt(s):	1965/OC-TT	Montant Courant Approuvé:	24.500.000,00	Initial BID:	24.500.000,00
Étape:	Approved	Montant Décaissé à ce Jour:	5.073.323,91	Courant BID:	24.500.000,00
Type d' Opération:	INV - Investissement	% Décaissé:	20,71	Pari Passu:	70,00
Opération(s) Connexe(s):	TT-L1006	Solde:	19.426.676,09	Cofinancement/Pays:	10.500.000,00
Sous-Type de l'Opération:	ESP - Specific Investment Operation			Estimation Initiale:	35.000.000,00
				Période d'Amortissement (mois):	162

Catégorie d'Impact Environnemental et Social du Projet	Reformulation	Validation
Catégorie d'Impact Environnemental et Social du Projet: Aucun	() Les objectifs du projet ont-ils été reformulés?	Validé par le Chef de Division: 27-abr-2012
		Validé par le Représentant: 30-abr-2012



Progrès Cumulé à 2011



Résultats

Résultat:	Crime and Violence reduced by supporting a pilot stage addressing the most proximal risk factors -firearms, unsafe neighbors, violent personal behaviors- targeted to 22 high crime communities.
Suposições:	Data is accurate and provided in a timely fashion
Observações:	Differences between national rates and rates in partner community stations will be used to account for external factors

Indicateur	Unité de Mesure	Ligne de Base	Année Ligne de Base		2009	2010	2011	2012	2013	2014	Fin du Projet
Rate of murder in partner communities	Ratio	91.50	2008	P A	58.60	54.10 38.60	49.60	45.10	41.50	38.80	38,80
Rate of wounding and shooting in partner community stations	Wounding and shooting per 100,000	110.80	2008	P A	79.30	72.70 58.00	64.80	56.60	48.60	49.60	49,60
Rates of robbery in partner community stations	Robbery per 100,000	418.50	2008	P A	409.50	396.10 151.10	382.80	369.40	356.10		356,10
Difference between national murder rate and rate in partner community stations	CSP rate-national rate	48.20	2008	P A	18.30	16.00 8.20	13.20	10.00	7.70	6.30	6,30
Difference between national wounding and shooting rate and rate in partner community stations	CSP rate-national rate	55.10	2008	P A	23.30	19.70 4.30	15.40	10.80	7.80	7.80	7,80
Difference between national robbery rate and rate in partner community stations	CSP rate-national rate	44.50	2008	P A	49.20	43.40 11.40	37.80	32.10	30.30	30.30	30,30
Persons in partner communities who perceive them to be safe	%	71.80	2007	P A		75.00		80.00		82.00	82,00

Résultat:	Component 1 - Community Action (according to Loan Agreement) -- Community action enhanced
Suposições:	CVS conducted as planned and yields reliable data. Data collected in a consistent manner across stations; data is accurate and provided in a timely fashion for all stations
Observações:	CVS=Crime and Victimization Survey

Indicateur	Unité de Mesure	Ligne de Base	Année Ligne de Base		2009	2010	2011	2012	2013	2014	Fin du Projet
Persons in partner communities with social skills to control their anger and avoid a fight	%	69.30	2007	P A		72.00		76.00		80.00	80,00
Families engaged by CPPs who are connected with one or more social services	%		2008	P A		40.00	60.00	60.00	60.00	60.00	60,00
Individual users receiving services at multi-purpose resource centres (per year)	Users		2008	P A		1,000.00	5,500.00	9,000.00	9,000.00	24,500.00	24.500,00
Persons in partner communities who	%	24.60	2007	P			31.00	38.00		45.00	45,00

feel that the authorities are concerned about them				A							
Rate of child maltreatment in partner communities	%	19.90	2007	P			17.00	14.00		11.00	11,00
				A							
Rate of domestic violence in partner community stations	Rate per 100,000	205.10	2008	P	160.00	133.00	119.70	107.70	96.90	96.90	96,90
				A		201.70					
Rate of youth violence in partner community stations	Rate per 100,000	101.70	2008	P	91.50	87.30	82.90	78.80	74.90	74.90	74,90
				A							
Difference between national child maltreatment rate and rate in partner communities	CSP rate - national rate		2010	P							0,00
				A							
Difference between national domestic violence rate and rate in partner community stations	CSP rate -national rate	88.70	2008	P	61.10	51.90	42.70	34.50	27.40	27.40	27,40
				A							
Difference between national youth violence rate and rate in partner community stations	CSP rate-national rate	19.00	2008	P	17.10	23.00	20.50	18.30	16.10	16.10	16,10
				A							
Residents reporting a high degree of social cohesion	%	49.00	2007	P		51.00		53.00		55.00	55,00
				A							
Residents reporting a high degree of social control	%	44.10	2007	P		46.00		49.00		52.00	52,00
				A							

Résultat:	Component 2 - Support for the TTPS (according to loan agreement) - Police assisted
Suposições:	VSUs forward quarterly reports, client feedback system established, and peer-counselling feedback survey conducted
Observações:	VSUs=Victims Support Units

Indicateur	Unité de Mesure	Ligne de Base	Année Ligne de Base		2009	2010	2011	2012	2013	2014	Fin du Projet
Unique clients per quarter served at victim support units (yearly)	Clients		2009	P	100.00	3,100.00	4,000.00	4,000.00	4,000.00	15,200.00	15.200,00
				A							
Officers receiving services perceive they have benefitted from the support of social workers	%			P		65.00	70.00	75.00	75.00	75.00	75,00
				A							
Youth participating regularly in Police Youth Clubs showing improved scores in knowledge attitude and behaviour	%			P			70.00	75.00	80.00	80.00	80,00
				A							
Public perceiving TTPS positively (measurement N/A in 2011)	%	30.60	2007	P		37.00		47.00		55.00	55,00
				A							
Officers receiving services perceived they have benefitted from the support of peers trained in co-counselling	%		2009	P		70.00	75.00	80.00	80.00	80.00	80,00
				A							

Résultat:	Component 3 - Institutional strengthening of the MNS (according to loan agreement) - MNS strengthened
Suposições:	Crime reporting consultancies completed as planned. Target score of 4 (strategies are largely data driven) based on at least 5 key informants

RAPPORT DE SUIVI

TT-L1003 - Citizen Security Program

2011 2e período con cierre al (31-mars-2012)

Banque Interaméricaine de Développement - BID

Bureau de la planification stratégique et de l'efficacité du développement

Dernière Mise à Jour: 26/04/2012

Indicateur	Unité de Mesure	Ligne de Base	Année Ligne de Base		2009	2010	2011	2012	2013	2014	Fin du Projet
Extent to which policy guidelines and protocols are established for more effective sharing of information within MNS [baseline not applicable]	%			P A		20.00	80.00	100.00	100.00	100.00	100,00
Extent to which a reliable crime and violence information system is established in MNS (Crime Observatory) [baseline not applicable]	%			P A	20.00	40.00	60.00	100.00	100.00	100.00	100,00
Extent to which training and capacity building initiatives facilitate the development of integrated, data-driven crime and violence prevention and treatment strategies implemented (baseline not applicable)	%			P A		65.00	70.00	75.00	75.00	75.00	75,00

Produites: Progrès Physique et Financier Annuel 2011

Description	Unité de Mesure	Physique				Financier			
		Planifié	Réel	Unités Cumulées	Unités FDP	Planifié	Réel	Coûts Cumulées	Coûts FDP
Community Action									
Communities actively engaged	communities	22,00	22,00		22,00	313.560,00			621.976,00
Non-governmental Organizations (NGOs) and community-based organizations (CBOs) trained	NGOs/CBOs	10,00	58,00		27,00	96.400,00			97.258,00
Community Action Councils (CACs) members and community leaders trained in violence prevention	CAC members /community leaders	200,00	38,00		1.000,00	81.586,00			133.121,00
New Rapid Impact Projects (RIPs) implemented	RIPs	2,00	9,00		22,00				110.503,00
New families engaged by Community Peace Promoters (CPPs)	families	386,00			1.544,00				55.640,00
Residents participating in community based social interventions	residents	480,00	90,00		1.520,00	481.189,00			481.189,00
Inspiring Confidence in our Neighborhoods Micro-projects (ICONS) implemented	ICONS	44,00	25,00		185,00	56.444,00			230.492,00
Ministry of Education driven school-based violence reduction projects implemented	Projects	4,00			4,00	95.500,00			226.452,00
Persons trained in community based videography	persons trained	22,00			60,00	172.334,00			338.445,00
Multi-purpose resource centres (Youth friendly spaces) established	centres	9,00	1,00		18,00	817.936,00			857.936,00
School-based violence reduction projects implemented (direct CSP grant)	School based interventions	5,00	6,00		20,00	95.500,00			857.936,00
Support for the Police Service (TTPS)									
TTPS officers in Citizen Security Program (CS) partner stations trained in basic information & Technology skills	TTPS officers	50,00			420,00				50.000,00
Persons trained to provide specialized victim support services	persons trained	17,00	28,00		40,00				84.080,00
Social workers assigned to TTPS to support officeres re stress reduction and coping skills	social workers	8,00	8,00		8,00	205.714,00			304.431,00
TTPS officers in Citizen Security Program partner stations trained in co-counselling	TTPS officers	105,00			210,00	25.000,00			25.000,00
Police-led community projects supported	projects	4,00	3,00		12,00	19.320,00			48.370,00
Youth participating regularly in Police Youth Club (PYC) activities	Participants	250,00	240,00		850,00				
Institutional Strengthening of the Ministry of National Security									
Ministry of National Security staff trained in data analysis and/or Geographic Information System mapping	staff members	20,00	4,00		20,00	120.000,00			311.300,00

Description	Unité de Mesure	Physique				Financier			
		Planifié	Réel	Unités Cumulées	Unités FDP	Planifié	Réel	Coûts Cumulées	Coûts FDP
Capacity building initiatives for Ministry of National Security facilitated	Initiatives	3,00	2,00		6,00	36.000,00			100.239,00
Administrative Costs									
TOTAL						2.616.483,00			4.934.368,00