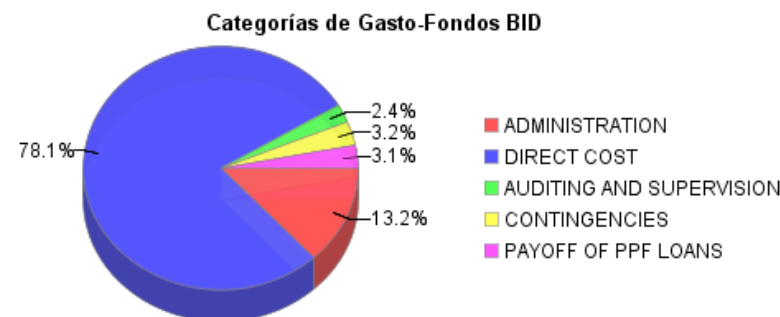
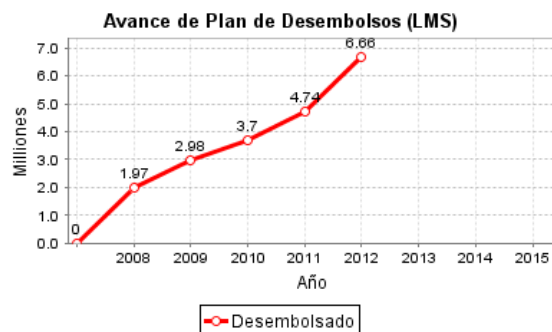
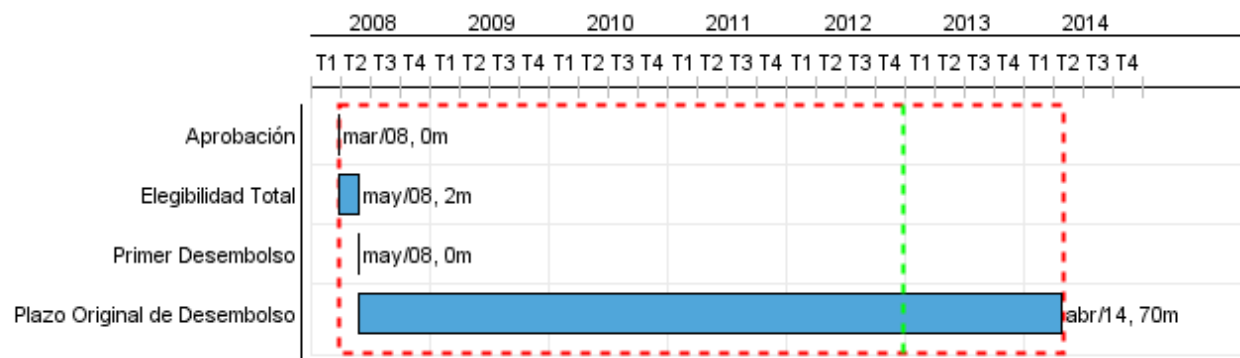


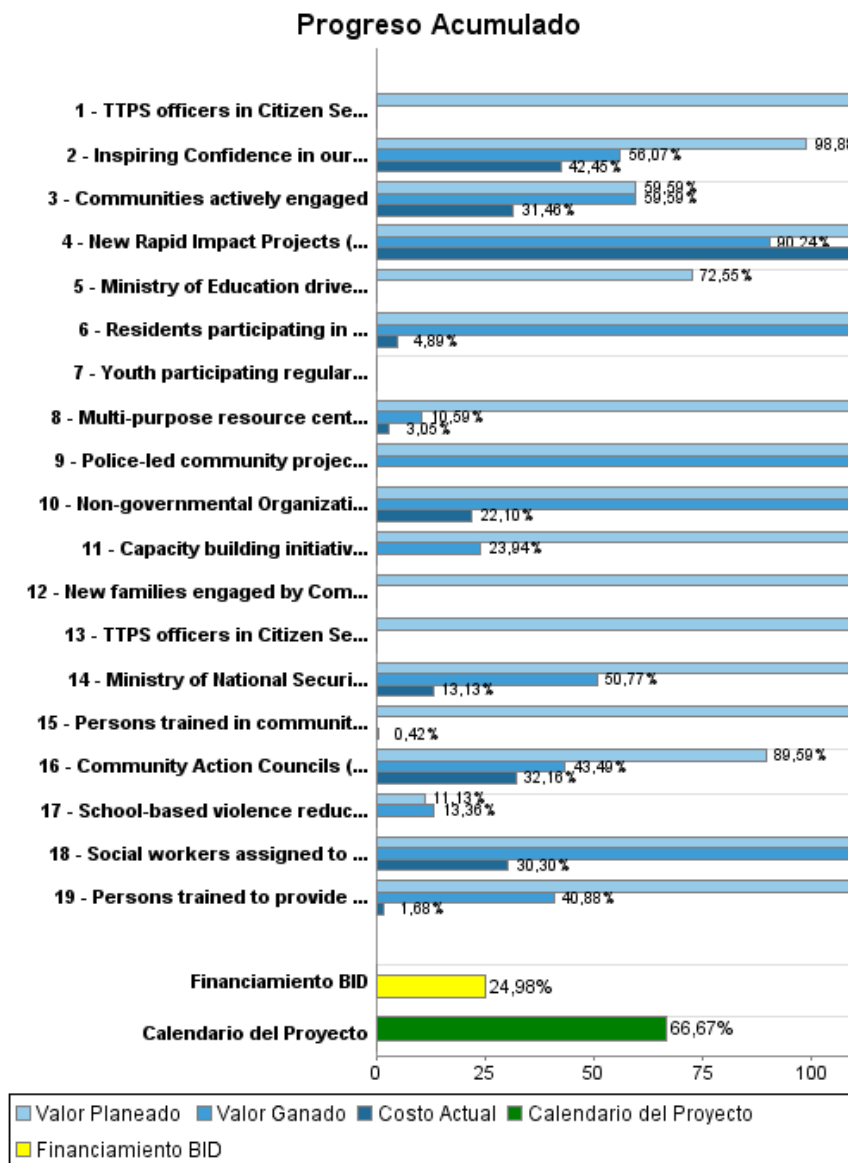
Informe Resumido

Datos Básicos del Proyecto		Fondos Disponibles (US\$)	Costo total y Fuente
Agencia Ejecutora (AE):	MINISTRY OF NATIONAL SECURITY		
Sector:	SOCIAL INVESTMENT-CITIZEN SAFETY		
Número(s) de Préstamo:	1965/OC-TT	Monto Aprobado Actual:	24.500.000,00
Etapas:	Approved	Monto Desembolsado a la fecha:	6.120.747,95
Tipo de Operación:	INV - Inversión	% Desembolsado:	24,98
Operación(es) Relacionada(s):	TT-L1006	Saldo:	18.379.252,05
Subtipo de Operación:	ESP - Inversión Específica		
		BID Original:	24.500.000,00
		Actual BID:	24.500.000,00
		Pari-passu:	70,00
		Co-financiamiento/País:	10.500.000,00
		Estimado Original:	35.000.000,00
		Período de Amortización (meses):	162

Categoría de Impacto Ambiental y Social del Proyecto	Reformulación	Validación
Categoría de Impacto Ambiental y Social del Proyecto: B(R)	() ¿El objetivo (s) del proyecto fue reformulado?	Validado por el Jefe de División: 28-sep-2012 Validado por Representante de País: 28-sep-2012



Progreso Acumulado al 2012



Resultados

Resultado:	Crime and Violence reduced by supporting a pilot stage addressing the most proximal risk factors -firearms, unsafe neighbors, violent personal behaviors- targeted to 22 high crime communities.
Supuestos:	Data is accurate and provided in a timely fashion
Observaciones:	Differences between national rates and rates in partner community stations will be used to account for external factors

Indicador	Unidad de Medida	Línea de base	Año Línea de base		2009	2010	2011	2012	2013	2014	Fin de Proyecto
Rate of murder in partner communities	Ratio	91.50	2008	P	58.60	54.10	49.60	45.10	41.50	38.80	38.80
				A		38.60	41.40				
Rate of wounding and shooting in partner community stations	Wounding and shooting per 100,000	110.80	2008	P	79.30	72.70	64.80	56.60	48.60	49.60	49.60
				A		58.00	58.00				
Rates of robbery in partner community stations	Robbery per 100,000	418.50	2008	P	409.50	396.10	382.80	369.40	356.10		356.10
				A		151.10	448.90				
Difference between national murder rate and rate in partner community stations	CSP rate-national rate	48.20	2008	P	18.30	16.00	13.20	10.00	7.70	6.30	6.30
				A		8.20	9.40				
Difference between national wounding and shooting rate and rate in partner community stations	CSP rate-national rate	55.10	2008	P	23.30	19.70	15.40	10.80	7.80	7.80	7.80
				A		4.30	0.30				
Difference between national robbery rate and rate in partner community stations	CSP rate-national rate	44.50	2008	P	49.20	43.40	37.80	32.10	30.30	30.30	30.30
				A		11.40	80.70				
Persons in partner communities who perceive them to be safe	%	71.80	2007	P		75.00		80.00		82.00	82.00
				A							

Resultado:	Component 1 - Community Action (according to Loan Agreement) -- Community action enhanced
Supuestos:	CVS conducted as planned and yields reliable data. Data collected in a consistent manner across stations; data is accurate and provided in a timely fashion for all stations
Observaciones:	CVS=Crime and Victimization Survey

Indicador	Unidad de Medida	Línea de base	Año Línea de base		2009	2010	2011	2012	2013	2014	Fin de Proyecto
Persons in partner communities with social skills to control their anger and avoid a fight	%	69.30	2007	P		72.00		76.00		80.00	80.00
				A							
Families engaged by CPPs who are connected with one or more social services	%		2008	P		40.00	60.00	60.00	60.00	60.00	60.00
				A							
Individual users receiving services at multi-purpose resource centres (per year)	Users		2008	P		1,000.00	5,500.00	9,000.00	9,000.00	24,500.00	24,500.00
				A							
Persons in partner communities who feel that the authorities are concerned about them	%	24.60	2007	P			31.00	38.00		45.00	45.00
				A							
Rate of child maltreatment in partner	%	19.90	2007	P			17.00	14.00		11.00	11.00

INFORME DE SEGUIMIENTO DE PROGRESO

TT-L1003 - Programa de Seguridad Ciudadana
2012 1º período con cierre al (30-sep-2012)

Banco Interamericano de Desarrollo - BID

Oficina de Planificación Estratégica y Efectividad en el Desarrollo
Última Actualización del PMR: 27/09/2012

communities				A							
Rate of domestic violence in partner community stations	Rate per 100,000	205.10	2008	P	160.00	133.00	119.70	107.70	96.90	96.90	96.90
				A		201.70	224.00				
Rate of youth violence in partner community stations	Rate per 100,000	101.70	2008	P	91.50	87.30	82.90	78.80	74.90	74.90	74.90
				A			102.10				
Difference between national child maltreatment rate and rate in partner communities	CSP rate - national rate		2010	P							
				A							
Difference between national domestic violence rate and rate in partner community stations	CSP rate -national rate	88.70	2008	P	61.10	51.90	42.70	34.50	27.40	27.40	27.40
				A							
Difference between national youth violence rate and rate in partner community stations	CSP rate-national rate	19.00	2008	P	17.10	23.00	20.50	18.30	16.10	16.10	16.10
				A			10.10				
Residents reporting a high degree of social cohesion	%	49.00	2007	P		51.00		53.00		55.00	55.00
				A							
Residents reporting a high degree of social control	%	44.10	2007	P		46.00		49.00		52.00	52.00
				A							

Resultado:	Component 2 - Support for the TTPS (according to loan agreement) - Police assisted
Supuestos:	VSUs forward quarterly reports, client feedback system established, and peer-counselling feedback survey conducted
Observaciones:	VSUs=Victims Support Units

Indicador	Unidad de Medida	Línea de base	Año Línea de base		2009	2010	2011	2012	2013	2014	Fin de Proyecto
Unique clients per quarter served at victim support units (yearly)	Clients		2009	P	100.00	3,100.00	4,000.00	4,000.00	4,000.00	15,200.00	15,200.00
				A			841.00				
Officers receiving services perceive they have benefitted from the support of social workers	%			P		65.00	70.00	75.00	75.00	75.00	75.00
				A							
Youth participating regularly in Police Youth Clubs showing improved scores in knowledge attitude and behaviour	%			P			70.00	75.00	80.00	80.00	80.00
				A							
Public perceiving TTPS positively (measurement N/A in 2011)	%	30.60	2007	P		37.00		47.00		55.00	55.00
				A							
Officers receiving services perceived they have benefitted from the support of peers trained in co-counselling	%		2009	P		70.00	75.00	80.00	80.00	80.00	80.00
				A							

Resultado:	Component 3 - Institutional strengthening of the MNS (according to loan agreement) - MNS strengthened
Supuestos:	Crime reporting consultancies completed as planned. Target score of 4 (strategies are largely data driven) based on at least 5 key informants

Indicador	Unidad de Medida	Línea de base	Año Línea de base		2009	2010	2011	2012	2013	2014	Fin de Proyecto
Extent to which policy guidelines and	%			P		20.00	80.00	100.00	100.00	100.00	100.00

INFORME DE SEGUIMIENTO DE PROGRESO

TT-L1003 - Programa de Seguridad Ciudadana
2012 1º período con cierre al (30-sep-2012)

Banco Interamericano de Desarrollo - BID

Oficina de Planificación Estratégica y Efectividad en el Desarrollo
Última Actualización del PMR: 27/09/2012

protocols are established for more effective sharing of information within MNS [baseline not applicable]				A							
Extent to which a reliable crime and violence information system is established in MNS (Crime Observatory) [baseline not applicable]	%			P	20.00	40.00	60.00	100.00	100.00	100.00	100.00
				A							
Extent to which training and capacity building initiatives facilitate the development of integrated, data-driven crime and violence prevention and treatment strategies implemented (baseline not applicable)	%			P		65.00	70.00	75.00	75.00	75.00	75.00
				A							

Productos: Progreso Físico y Financiero Anual 2012

Descripción	Unidad de medida	Físico				Financiero			
		Planeado	Actual	Unidades Acumuladas	Unidades FDP	Planeado	Actual	Costos Acumulados	Costos FDP
Community Action									
Communities actively engaged	communities		22,00		22,00				621.976,00
Non-governmental Organizations (NGOs) and community-based organizations (CBOs) trained	NGOs/CBOs		123,00		27,00				97.258,00
Community Action Councils (CACs) members and community leaders trained in violence prevention	CAC members /community leaders		29,00		1.000,00				133.121,00
New Rapid Impact Projects (RIPs) implemented	RIPs				22,00				110.503,00
New families engaged by Community Peace Promoters (CPPs)	families				1.544,00				55.640,00
Residents participating in community based social interventions	residents		350,00		1.520,00				481.189,00
Inspiring Confidence in our Neighborhoods Micro-projects (ICONS) implemented	ICONS		12,00		185,00				230.492,00
Ministry of Education driven school-based violence reduction projects implemented	Projects		1,00		4,00				226.452,00
Persons trained in community based videography	persons trained				60,00				338.445,00
Multi-purpose resource centres (Youth friendly spaces) established	centres				18,00				857.936,00
School-based violence reduction projects implemented (direct CSP grant)	School based interventions		7,00		20,00				857.936,00
Support for the Police Service (TTPS)									
TTPS officers in Citizen Security Program (CS) partner stations trained in basic information & Technology skills	TTPS officers				420,00				50.000,00
Persons trained to provide specialized victim support services	persons trained		30,00		40,00				84.080,00
Social workers assigned to TTPS to support officeres re stress reduction and coping skills	social workers		8,00		8,00				304.431,00
TTPS officers in Citizen Security Program partner stations trained in co-counselling	TTPS officers				210,00				25.000,00
Police-led community projects supported	projects		2,00		12,00				48.370,00
Youth participating regularly in Police Youth Club (PYC) activities	Participants	250,00	134,00		850,00				
Institutional Strengthening of the Ministry of National Security									
Ministry of National Security staff trained in data analysis and/or Geographic Information System mapping	staff members				20,00				311.300,00

INFORME DE SEGUIMIENTO DE PROGRESO

TT-L1003 - Programa de Seguridad Ciudadana
2012 1º período con cierre al (30-sep-2012)

Banco Interamericano de Desarrollo - BID

Oficina de Planificación Estratégica y Efectividad en el Desarrollo
Última Actualización del PMR: 27/09/2012

Descripción	Unidad de medida	Físico				Financiero			
		Planeado	Actual	Unidades Acumuladas	Unidades FDP	Planeado	Actual	Costos Acumulados	Costos FDP
Capacity building initiatives for Ministry of National Security facilitated	Initiatives				6,00				100.239,00
Administrative Costs									
Program Management - including project implementation unit staff and technical training	N/A								2.075.000,00
TOTAL									7.009.368,00