






Results Matrix

Outcomes

| Outcome: | 1 Programa de sistemas de agua y saneamiento para la zona rural de Perú | | | | | | | | | | |
|---|---|-----------------|----------|---------------|---|------|------|------|------|------|------|
| Indicators | Flags* | Unit of Measure | Baseline | Baseline Year | Means of verification | | 2021 | 2022 | 2023 | 2024 | EOP |
| 1.1 Programa de agua y saneamiento para la zona rural de Perú viabilizado de acuerdo al sistema de inversión pública. | | Programas | 0.00 | 2021 | Programa con soluciones innovadoras para para acelerar el cierre de la brecha de agua y | P | 0.00 | 0.00 | 0.00 | 1.00 | 1.00 |
| | | | | | | P(a) | | | | | 0.00 |
| | | | | | | A | | | | | |

 CRF Indicator

Outputs: Annual Physical and Financial Progress

| 1 I. Análisis de sostenibilidad del PIASAR I y alternativas de solución | | | | | | Physical Progress | | | | | | Financial Progress | | | | | Theme | Fund | Flags | |
|---|--|-----------------|----------|---------------|-----------------------|-------------------|------|------|------|-----|------|--------------------|------|-------|--------|-------|--------|----------------------|-------|---|
| Outputs | Output Description | Unit of Measure | Baseline | Baseline Year | Means of verification | 2021 | 2022 | 2023 | 2024 | EOP | 2021 | 2022 | 2023 | 2024 | EOP | | | | | |
| 1.1 Sustainability study completed. | | studies (#) | 0 | 2021 | Final report | P | 0 | 1 | 1 | 0 | 2 | P | | 20000 | 80000 | | 100000 | Water and Sanitation | INF | |
| | | | | | | P(a) | 0 | 1 | 1 | 0 | 2 | P(a) | | | | | 0 | | | |
| | | | | | | A | | | | | | A | | | | | | | | |
| 2 II. Elaboración de Proyectos | | | | | | Physical Progress | | | | | | Financial Progress | | | | | Theme | Fund | Flags | |
| Outputs | Output Description | Unit of Measure | Baseline | Baseline Year | Means of verification | 2021 | 2022 | 2023 | 2024 | EOP | 2021 | 2022 | 2023 | 2024 | EOP | | | | | |
| 2.1 Engineering projects elaborated | | numbers (#) | 0 | 2021 | Final report | P | 0 | 25 | 25 | 0 | 50 | P | | 75000 | 75000 | | 150000 | Water and Sanitation | INF | |
| | | | | | | P(a) | 0 | 25 | 25 | 0 | 50 | P(a) | | | | | 0 | | | |
| | | | | | | A | | | | | | A | | | | | | | | |
| 2.2 Project proposal developed | elaboración de los proyectos de inversión para cada intervención | Proposals (#) | 0 | 2021 | Final report | P | 0 | 0 | 25 | 25 | 50 | P | | | 100000 | 50000 | 150000 | Water and Sanitation | MAF |  |
| | | | | | | P(a) | 0 | 0 | 25 | 25 | 50 | P(a) | | | | | 0 | | | |
| | | | | | | A | | | | | | A | | | | | | | | |
| 2.3 Feasibility study completed | Estudio de Impacto Ambiental y Social | Studies (#) | 0 | 2021 | Final report | P | 0 | 1 | 0 | 0 | 1 | P | | 20000 | | | 20000 | Water and Sanitation | MAF |  |
| | | | | | | P(a) | 0 | 1 | 0 | 0 | 1 | P(a) | | | | | 0 | | | |
| | | | | | | A | | | | | | A | | | | | | | | |
| 2.4 Workshops organized | Talleres de socialización de los proyectos | Workshops (#) | 0 | 2021 | Final report | P | 0 | 0 | 1 | 0 | 1 | P | | | 5000 | | 5000 | Water and Sanitation | MAF |  |
| | | | | | | P(a) | 0 | 0 | 1 | 0 | 1 | P(a) | | | | | 0 | | | |
| | | | | | | A | | | | | | A | | | | | | | | |
| 2.5 Surveys conducted | Encuestas socioeconómicas | Surveys (#) | 0 | 2021 | Final report | P | 0 | 1 | 0 | 0 | 1 | P | | 25000 | | | 25000 | Water and Sanitation | MAF |  |
| | | | | | | P(a) | 0 | 1 | 0 | 0 | 1 | P(a) | | | | | 0 | | | |
| | | | | | | A | | | | | | A | | | | | | | | |
| 3 III. Instrumentos de Gestión y Planificación | | | | | | Physical Progress | | | | | | Financial Progress | | | | | Theme | Fund | Flags | |
| Outputs | Output Description | Unit of Measure | Baseline | Baseline Year | Means of verification | 2021 | 2022 | 2023 | 2024 | EOP | 2021 | 2022 | 2023 | 2024 | EOP | | | | | |
| 3.1 Tools designed/strengthened | herramientas de gestión que incluyen: PEP, POA, PF, PA, GRP y MOP. | Tools (#) | 0 | 2021 | Final report | P | 0 | 0 | 0 | 6 | 6 | P | | | | 25000 | 25000 | Water and Sanitation | INF |  |
| | | | | | | P(a) | 0 | 0 | 0 | 6 | 6 | P(a) | | | | | 0 | | | |
| | | | | | | A | | | | | | A | | | | | | | | |
| 3.2 Financial study completed | | Studies (#) | 0 | 2021 | Final report | P | 0 | 0 | 1 | 0 | 1 | P | | | 25000 | | 25000 | Water and Sanitation | INF | |
| | | | | | | P(a) | 0 | 0 | 1 | 0 | 1 | P(a) | | | | | 0 | | | |
| | | | | | | A | | | | | | A | | | | | | | | |

Other Cost

| Total Cost |
|------------|
| |

 CRF Indicator

 Standard Output Indicator

| | 2021 | 2022 | 2023 | 2024 | Total Cost |
|------|------|--------------|--------------|-------------|--------------|
| P | | \$140,000.00 | \$285,000.00 | \$75,000.00 | \$500,000.00 |
| P(a) | | | | | |
| A | | | | | |