







Result Matrix

Outcomes										
Outcome:	1 Promotion by the MOPT of a Safe, Inclusive and Productive Mobility in El Salvador									
Indicators	Flags*	Unit of Measure	Baseline	Baseline Year	Means of verification		2021	2022	2023	EOP
1.1 Structuring of a campaign with intervention for the reduction of sexual harassment in public transport informed by behavioral sciences		Strategy Document (#)	0.00	2021	Report submitted to Executing Agency	P	0.00	1.00	0.00	1.00
						P(a)	0.00	1.00	0.00	1.00
						A	0.00			0.00
1.2 Creation of the strategic observatory for monitoring mobility and transportation in El Salvador		Observatory (#)	0.00	2021	Report submitted to Executing Agency	P	0.00	1.00	0.00	1.00
						P(a)	0.00	1.00	0.00	1.00
						A	0.00			0.00
1.3 iRAP evaluation for El Salvador		Strategy Document (#)	0.00	2021	Report submitted to Executing Agency	P	0.00	0.00	1.00	1.00
						P(a)	0.00	0.00	1.00	1.00
						A	0.00			0.00

 CRF Indicator

Outputs: Annual Physical and Financial Progress

1 Support for the promotion of safe, inclusive and productive mobility						Physical Progress					Financial Progress					Theme	Fund	Flags
Outputs	Output Description	Unit of Measure	Baseline	Baseline Year	Means of verification	2021	2022	2023	EOP	2021	2022	2023	EOP					
1.1 Monitoring and evaluation systems implemented	IRAP Assessment for El Salvador	M&E systems (#)	0	2021	Annual Report	P	0	1	0	1	P	0	40000	0	40000	Sustainable Infrastructure	INF	
						P(a)	0	1	0	1	P(a)	0	40000	0	40000			
						A	0			0	A	0			0			
1.2 Gender study completed	Campaign with intervention to reduce sexual harassment in public transport	Evaluations (#)	0	2021	Annual Report	P	0	1	0	1	P	0	30000	0	30000	Sustainable Infrastructure	INF	
						P(a)	0	1	0	1	P(a)	0	30000	0	30000			
						A	0			0	A	0			0			
2 Support for the conceptualization and establishment of an integrated information system on road safety						Physical Progress					Financial Progress							
Outputs	Output Description	Unit of Measure	Baseline	Baseline Year	Means of verification	2021	2022	2023	EOP	2021	2022	2023	EOP	Theme	Fund	Flags		
2.1 New databases created	Mobility and transport observatory	Database (#)	0	2021	Annual Report	P	0	0	1	1	P	0	0	50000	50000	Sustainable Infrastructure	INF	
						P(a)	0	0	1	1	P(a)	0	0	50000	50000			
						A	0			0	A	0			0			
3 Knowledge, strengthening of technical capacities and dissemination of results						Physical Progress					Financial Progress							
Outputs	Output Description	Unit of Measure	Baseline	Baseline Year	Means of verification	2021	2022	2023	EOP	2021	2022	2023	EOP	Theme	Fund	Flags		
3.1 Technical Notes Created	Technical note related to the low-cost intervention campaign in San Salvador	Technical Notes (#)	0	2021	Annual Report	P	0	0	1	1	P	0	0	10000	10000	Sustainable Infrastructure	INF	
						P(a)	0	0	1	1	P(a)	0	0	10000	10000			
						A	0			0	A	0			0			
3.2 Developed Monographs	Monograph: Strategies for inclusive and productive mobility in El Salvador	Monographs (#)	0	2021	Annual Report	P	0	0	1	1	P	0	0	10000	10000	Sustainable Infrastructure	INF	
						P(a)	0	0	1	1	P(a)	0	0	10000	10000			
						A	0			0	A	0			0			
3.3 Webinars delivered	Webinar with the TGL Cities Network to disseminate results	Webinars (#)	0	2021	Annual Report	P	0	0	1	1	P	0	0	10000	10000	Diversity and Gender	INF	
						P(a)	0	0	1	1	P(a)	0	0	10000	10000			
						A	0			0	A	0			0			

Other Cost

Total Cost

 CRF Indicator

 Standard Output Indicator

	2021	2022	2023	Total Cost
P		\$70,000.00	\$80,000.00	\$150,000.00
P(a)		\$70,000.00	\$80,000.00	\$150,000.00
A				