

Results Matrix

Outcomes

Outcome:


1 To set up a joint strategy with the Brazilian National Development Bank (BNDES) to design and implement financial mechanisms for integral urban development projects

Indicators	Flags*	Unit of Measure	Baseline	Baseline Year	Means of verification		2021	2022	2023	EOP
1.1 Strategic Urban Framework for DEURB/BNDES developed		DEURB Framework (#)	0.00	2021	Project delivered	P	0.00	1.00	0.00	1.00
						P(a)	0.00	1.00	0.00	1.00
						A	0.00			0.00










Outcome:

2 Provide technical assistance to medium and large-sized municipalities during the preparation of proposals for urban development projects, including mobilizing expertise and resources from the private sector

Indicators	Flags*	Unit of Measure	Baseline	Baseline Year	Means of verification		2021	2022	2023	EOP
2.1 Brazilian Municipalities supported with technical studies for urban integrated development projects		Integral Urban Projects(#)	0.00	2021	Project delivered	P	0.00	2.00	1.00	3.00
						P(a)	0.00	2.00	1.00	3.00
						A	0.00			0.00

 CRF Indicator

Outputs: Annual Physical and Financial Progress

1 Financial Mechanisms for Urban Development Projects						Physical Progress					Financial Progress							
Outputs	Output Description	Unit of Measure	Baseline	Baseline Year	Means of verification		2021	2022	2023	EOP		2021	2022	2023	EOP	Theme	Fund	Flags
1.1 Prefeasibility Studies undertaken	Financial studies elaborated: (i) The financial framework development; (ii) Public Exoneration Financial Sustainability Studies elaborated	Studies (#)	0	2021	Studies delivered	P	0	1	0	1	P	10000	20000	0	30000	Sustainable Cities	SUS	
						P(a)	0	1	0	1	P(a)	10000	20000	0	30000			
						A					A	0			0			
1.2 Prefeasibility Studies undertaken	Operational studies elaborated: (i) Projects elegibility criteria elaborated; (ii) Operational manual elaborated	Studies (#)	0	2021	Studies delivered	P	0	0	1	1	P	0	20000	40000	60000	Sustainable Cities	SUS	
						P(a)	0	0	1	1	P(a)	0	20000	40000	60000			
						A					A	0			0			
1.3 Prefeasibility Studies undertaken	Socioenvironmental analyses elaborated: the socialenvironmental impacts expected by the set of interventions proposed for the Program and its components	Studies (#)	0	2021	Studies delivered	P	0	0	1	1	P	0	10000	20000	30000	Sustainable Cities	SUS	
						P(a)	0	0	1	1	P(a)	0	10000	20000	30000			
						A					A	0			0			
1.4 Workshops organized	Dissemination workshops organized to share the findings: toolkit/guidelines developed and workshops	Workshops (#)	0	2021	Folder elaborated and webinar held	P	0	0	2	2	P	0	0	30000	30000	Institutional Development	SUS	
						P(a)	0	0	2	2	P(a)	0	0	30000	30000			
						A					A	0			0			
2 Technical Assistance for Project Preparation						Physical Progress					Financial Progress							
Outputs	Output Description	Unit of Measure	Baseline	Baseline Year	Means of verification		2021	2022	2023	EOP		2021	2022	2023	EOP	Theme	Fund	Flags
2.1 Prefeasibility Studies undertaken	Technical Urban Studies - integrated urban projects designed	Studies (#)	0	2021	Studies delivered	P	0	0	2	2	P	0	40000	50000	90000	Sustainable Cities	SUS	
						P(a)	0	0	2	2	P(a)	0	40000	50000	90000			
						A					A	0			0			
2.2 Prefeasibility Studies undertaken	Socioeconomic and Financial Assessments Elaborated: Calculate the future cost-benefits of scenarios with projects and without projects	Studies (#)	0	2021	Assessments Elaborated	P	0	0	2	2	P	0	10000	50000	60000	Sustainable Cities	SUS	
						P(a)	0	0	2	2	P(a)	0	10000	50000	60000			
						A					A	0			0			
2.3 Prefeasibility Studies undertaken	Socioenvironmental Analyses Elaborated: the socialenvironmental impacts expected by the set of interventions proposed for the Program and its components	Studies (#)	0	2021	Studies delivered	P	0	1	2	3	P	5000	25000	40000	70000	Sustainable Cities	SUS	
						P(a)	0	1	2	3	P(a)	5000	25000	40000	70000			
						A					A	0			0			
2.4 Prefeasibility Studies undertaken	Institutional Assessment Elaborated: analysis of institutional involved in the Program implementation	Studies (#)	0	2021	Evaluations delivered	P	0	1	2	3	P	5000	20000	25000	50000	Sustainable Cities	SUS	
						P(a)	0	1	2	3	P(a)	5000	20000	25000	50000			
						A					A	0			0			
2.5 Workshops organized	Webinar/workshop and Dissemination Support Material Completed: toolkit/guidelines developed and workshops	Workshops (#)	0	2021	Dissemination Material elaborated and webinar held	P	0	0	1	1	P	0	0	30000	30000	Institutional Development	SUS	
						P(a)	0	0	1	1	P(a)	0	0	30000	30000			
						A					A	0			0			

Other Cost
------------

Total Cost

	2021	2022	2023	Total Cost
P	\$20,000.00	\$145,000.00	\$285,000.00	\$450,000.00
P(a)	\$20,000.00	\$145,000.00	\$285,000.00	\$450,000.00
A				