








Results Matrix

Outcomes

Outcome:	1 Migration knowledge material disseminated							
Indicators		Flags*	Unit of Measure	Baseline	Baseline Year	Means of verification	EOP	
1.1 Global organizations participating in the IDB Community of Practice			Organizations	0.00	2021	Final Report of the TC	P	3.00
							P(a)	3.00
							A	0.00
Outcome:	2 Regional coordination regarding migration agendas and platforms enhanced							
Indicators		Flags*	Unit of Measure	Baseline	Baseline Year	Means of verification	EOP	
2.1 Regional entities/Countries participating in coordination activities			Countries	0.00	2021	Final Report of the TC	P	3.00
							P(a)	3.00
							A	0.00
Outcome:	3 Knowledge management tools and techniques enhanced							
Indicators		Flags*	Unit of Measure	Baseline	Baseline Year	Means of verification	EOP	
3.1 Countries using KM tools and techniques to improve the elaboration of migration public policy			Countries	0.00	2021	Final Report of the TC	P	3.00
							P(a)	3.00
							A	0.00

 CRF Indicator

Outputs: Annual Physical and Financial Progress

1 COMPONENT 1: Identification, gathering and sharing relevant global migration content with KM processes						Physical Progress					Financial Progress					Theme	Fund	Flags
Outputs	Output Description	Unit of Measure	Baseline	Baseline Year	Means of verification		2021	2022	2023	EOP		2021	2022	2023	EOP			
1.1 Technical notes created	Applied content collection from MDBs, UN and private sector entities from each beneficiary country (Chile, Colombia and Ecuador)	Notes (#)	0	2021	# studies produced	P	1	1	1	3	P	64766	64766	64768	194300	Social Development	JSF	
						P(a)	1	1	1	2	P(a)	64766	64766	64766	129532			
						A	0			0	A	0			0			
1.2 Tools designed/strengthened	Strengthening & continuous update of KM tools	Tools (#)	0	2021	Number of Tools	P	0	1	0	1	P		45000		45000	Social Development	JSF	
						P(a)	0	1	0	1	P(a)		45000		45000			
						A	0			0	A	0			0			
2 COMPONENT 2: Contributing to strengthening regional emerging migration agendas and platforms						Physical Progress					Financial Progress					Theme	Fund	Flags
Outputs	Output Description	Unit of Measure	Baseline	Baseline Year	Means of verification		2021	2022	2023	EOP		2021	2022	2023	EOP			
2.1 Diagnostics and assessments completed	Identification of good regional practices and South-South Cooperation experience	Diagnostics (#)	0	2021	# Diagnostics	P	0	1	0	1	P		105500		105500	Social Development	JSF	
						P(a)	0	1	0	1	P(a)		105500		105500			
						A	0			0	A	0			0			
2.2 Regulatory frameworks designed	Development of regional frameworks	Frameworks (#)	0	2021	Number of frameworks including regional standards created	P	0	0	1	1	P			85000	85000	Social Development	JSF	
						P(a)	0	0	1	1	P(a)			85000	85000			
						A	0			0	A	0			0			
3 COMPONENT 3: Enhancing the role of migration authorities to address national coordination failures through KM						Physical Progress					Financial Progress					Theme	Fund	Flags
Outputs	Output Description	Unit of Measure	Baseline	Baseline Year	Means of verification		2021	2022	2023	EOP		2021	2022	2023	EOP			
3.1 Training workshops delivered	Training and development of KM tools and techniques	Workshops (#)	0	2021	Number of KM tools and techniques workshops organized	P	0	1	1	2	P		21250	21250	42500	Social Development	JSF	
						P(a)	0	1	1	2	P(a)		21250	21250	42500			
						A	0			0	A	0			0			
3.2 Presentations delivered	Coordination of the National Migration Platform	Presentations (#)	0	2021	Number of presentations for coordination meetings delivered	P	1	1	1	3	P	44166	44166	44168	132500	Social Development	JSF	
						P(a)	1	1	1	2	P(a)	44166	44166	44166	88332			
						A	0			0	A	0			0			
3.3 Working Papers prepared	Applied content collection from international organizations, academia, private sector and government	Papers (#)	0	2021	Number of content documents on migration prepared	P	0	0	3	3	P			55200	55200	Social Development	JSF	
						P(a)	0	0	3	3	P(a)			55200	55200			
						A	0			0	A	0			0			

Other Cost

Total Cost

	2021	2022	2023	Total Cost
P	\$108,932.00	\$280,682.00	\$270,386.00	\$660,000.00
P(a)	\$108,932.00	\$280,682.00	\$270,382.00	\$551,064.00
A				

 CRF Indicator

 Standard Output Indicator