







Results Matrix

Outcomes

Outcome:	1 Provide governments with information on school financing policies										
Indicators	Flags*	Unit of Measure	Baseline	Baseline Year	Means of verification		2022	2023	2024	2025	EOP
1.1 Usage of the reports on school financing policies and tools		Descargas (#)	0.00	2022	Downloads from the IDB's web site	P	0.00	0.00	1,500.00	2,500.00	4,000.00
						P(a)	0.00	0.00	1,500.00	2,500.00	4,000.00
						A	0.00				0.00

CRF Indicator

Outputs: Annual Physical and Financial Progress

1 Systematization of educational resources allocation policies						Physical Progress					Financial Progress					Theme	Fund	Flags		
Outputs	Output Description	Unit of Measure	Baseline	Baseline Year	Means of verification		2022	2023	2024	2025	EOP		2022	2023	2024	2025	EOP			
1.1 Choices guide for resource distribution to the education system		estudios (#)	0	2022	Document delivered by the consultant	P	0	0	1	0	1	P	0	20000	10000	0	30000	Education	W2E	
						P(a)	0	0	1	0	1	P(a)	0	20000	10000	0	30000			
						A	0				0	A	0				0			
2 Tools to monitor spending with Information Technology systems						Physical Progress					Financial Progress					Theme	Fund	Flags		
Outputs	Output Description	Unit of Measure	Baseline	Baseline Year	Means of verification		2022	2023	2024	2025	EOP		2022	2023	2024	2025	EOP			
2.1 SIGED budgeting methodology		Documentos (#)	0	2022	Document delivered by the consultant	P	0	0	1	0	1	P	0	18000	4000	0	22000	Education	W2E	
						P(a)	0	0	1	0	1	P(a)	0	18000	4000	0	22000			
						A	0				0	A	0				0			
2.2 Guide for cost systematizing and analysis		Documentos (#)	0	2022	Documents delivered by consultants/firms	P	0	1	1	0	2	P	0	50000	15000	0	65000	Education	W2E	
						P(a)	0	1	1	0	2	P(a)	0	50000	15000	0	65000			
						A	0				0	A	0				0			
3 Choices analysis to acquire educational goods and services						Physical Progress					Financial Progress					Theme	Fund	Flags		
Outputs	Output Description	Unit of Measure	Baseline	Baseline Year	Means of verification		2022	2023	2024	2025	EOP		2022	2023	2024	2025				
3.1 Technical notes created	Document	Notes (#)				P	0	0	3	0	3	P						Education	W2E	
						P(a)	0	0	3	0	3	P(a)								
						A						A								
4 Dissemination						Physical Progress					Financial Progress					Theme	Fund	Flags		
Outputs	Output Description	Unit of Measure	Baseline	Baseline Year	Means of verification		2022	2023	2024	2025	EOP		2022	2023	2024	2025				
4.1 Training products developed	Manuals	Products (#)				P	0	0	3	4	7	P						Education	W2E	
						P(a)	0	0	3	4	7	P(a)								
						A						A								
4.2 Seminars organized	Seminars	Seminars (#)				P	0	0	0	1	1	P						Education	W2E	
						P(a)	0	0	0	1	1	P(a)								
						A						A								
4.3 Webinars delivered	Online webinars	Webinars (#)				P	0	0	2	1	3	P						Education	W2E	
						P(a)	0	0	2	1	3	P(a)								
						A						A								

Other Cost

Total Cost

CRF Indicator

Standard Output Indicator

	2022	2023	2024	2025	Total Cost
P		\$88,000.00	\$29,000.00		\$117,000.00
P(a)		\$88,000.00	\$29,000.00		\$117,000.00
A					