












Results Matrix

Outcomes

Outcome:1 Governments of beneficiary countries promote emission reduction and efficiency improvements through

CRF Indicator

Outputs: Annual Physical and Financial Progress

1 Better knowledge of the regulatory, institutional and financial situation of the gas sector.						Physical Progress					Financial Progress					Theme	Fund	Flags		
Outputs	Output Description	Unit of Measure	Baseline	Baseline Year	Means of verification	2019	2020	2021	2022	EOP	2019	2020	2021	2022	EOP					
1.1 Diagnostics and assessments completed	Diagnósticos regulatorios, institucionales y contractuales realizados	Diagnostics (#)	0	2019	Report uploaded to EZ-Share	P	1	1	0	0	2	P	15000	15000	0	0	30000	Institutional Development	CCF	
						P(a)	1	1	0	0	1	P(a)	15000	15000	0	0	15000			
						A	0				0	A								
1.2 Technical notes created	Reporte de mecanismos financieros existentes elaborado	Notes (#)	0	2019	Report uploaded to EZ-Share	P	1	1	0	0	2	P	20000	20000	0	0	40000	Institutional Development	CCF	
						P(a)	1	1	0	0	1	P(a)	20000	20000	0	0	20000			
						A	0				0	A								
1.3 Training workshops delivered	Sesiones de entrenamiento y soporte a equipos locales provistas	Workshops (#)	0	2019	Report uploaded to EZ-Share	P	1	1	0	0	2	P	30000	30000	0	0	60000	Institutional Development	INF	
						P(a)	1	1	0	0	1	P(a)	30000	30000	0	0	30000			
						A	0				0	A								
2 Better planning, access to technical information and financing capacity for the use of gas in the country						Physical Progress					Financial Progress									
Outputs	Output Description	Unit of Measure	Baseline	Baseline Year	Means of verification	2019	2020	2021	2022	EOP	2019	2020	2021	2022	EOP	Theme	Fund	Flags		
2.1 Diagnostics and assessments completed	Diagnósticos de capacidad de planeamiento y de mercado realizados	Diagnostics (#)	0	2019	Report available on EZ Share	P	1	1	0	0	2	P	40000	40000	0	0	80000	Institutional Development	INF	
						P(a)	1	1	0	0	1	P(a)	40000	40000	0	0	40000			
						A	0				0	A								
2.2 Tools designed/strengthened	Líneas de base y metodologías de análisis de información creadas	Tools (#)	0	2019	Report available on EZ Share	P	0	1	1	0	2	P	0	40000	40000	0	80000	Institutional Development	CCF	
						P(a)	0	1	1	0	2	P(a)	0	40000	40000	0	80000			
						A						A	0				0			
2.3 Process evaluations conducted	Reportes sobre mecanismos de relevo, procesamiento de información y programas de financiamiento	Evaluation Final Report (#)	0	2019	Report available on EZ Share	P	0	1	1	0	2	P	0	40000	45000	0	85000	Institutional Development	CCF	
						P(a)	0	1	1	0	2	P(a)	0	40000	45000	0	85000			
						A						A	0				0			
2.4 Feasibility study completed	Convocatorias de procesos de solicitud de propuestas, factibilidad de proyectos y estructuración de	Studies (#)	0	2019	Report available on EZ Share	P	0	0	1	1	2	P	0	0	30000	25000	55000	Institutional Development	INF	
						P(a)	0	0	1	1	2	P(a)	0	0	30000	25000	55000			
						A						A	0				0			
3 Better knowledge and awareness of the advantages of using gas						Physical Progress					Financial Progress									
Outputs	Output Description	Unit of Measure	Baseline	Baseline Year	Means of verification	2019	2020	2021	2022	EOP	2019	2020	2021	2022	EOP	Theme	Fund	Flags		
3.1 Technical notes created	Publicaciones sobre el programa en dos países entregados	Notes (#)	0	2019	Report available on EZ Share	P	1	1	0	0	2	P	5000	10000	0	0	15000	Sustainable Infrastructure	CCF	
						P(a)	1	1	0	0	1	P(a)	5000	10000	0	0	10000			
						A						A								
3.2 Seminars organized	Seminarios en 2 países realizados	Seminars (#)	0	2019	Report available on EZ Share	P	0	1	1	1	3	P	0	15000	15000	25000	55000	Sustainable Infrastructure	INF	
						P(a)	0	1	1	1	3	P(a)	0	15000	15000	25000	55000			
						A						A								
3.3 Annual reports published	Reportes de participación del banco en GGFR/ZRF2030 completados	Reports (#)	0	2019	Report available on EZ Share	P	1	1	1	1	4	P	10000	10000	10000	10000	40000	Sustainable Energy and Climate Change	CCF	
						P(a)	1	1	1	1	3	P(a)	10000	10000	10000	10000	30000			
						A						A								
3.4 Supervision reports completed	Reporte de Proyecto publicado	Reports (#)	0	2019	Report uploaded to Ez-Share	P	0	0	0	1	1	P	0	0	0	10000	10000	Sustainable Energy and Climate Change	CCF	
						P(a)	0	0	0	1	1	P(a)	0	0	0	40000	40000			
						A						A								

Other Cost

Total Cost

CRF Indicator

Standard Output Indicator

	2019	2020	2021	2022	Total Cost
P	\$120,000.00	\$220,000.00	\$140,000.00	\$70,000.00	\$550,000.00
P(a)	\$120,000.00	\$220,000.00	\$140,000.00	\$100,000.00	\$460,000.00
A					