





Results Matrix

Outcomes

Outcome:	1 Better articulation of the benefits of integration into international markets										
Indicators	Flags*	Unit of Measure	Baseline	Baseline Year	Means of verification		2022	2023	2024	2025	EOP
1.1 Improved capacity to develop public policies that facilitate trade.		# Politicas	0.00	2022	Reports on activities completed	P	0.00	0.00	2.00	1.00	
						P(a)	0.00	0.00	2.00	1.00	
						A	0.00				

 CRF Indicator

Outputs: Annual Physical and Financial Progress

1 Support for dissemination of the benefits of the CPTPP						Physical Progress					Financial Progress					Theme	Fund	Flags
Outputs	Output Description	Unit of Measure	Baseline	Baseline Year	Means of verification	2022	2023	2024	EOP	2022	2023	2024	EOP					
1.1 Workshops organized	Workshops on CPTPP benefits for Peruvian companies	Workshops (#)	0	2022	Workshop agendas	P	0	2	1	3	P	0	10000	5000	15000	Regional Integration	W2D	
						P(a)	0	2	1	3	P(a)	0	10000	5000	15000			
						A	0			0	A	0			0			
2 Strengthening of the capacity of public agencies to recognize the benefits and challenges of Peru's participation in international integration and economic cooperation initiatives						Physical Progress					Financial Progress							
Outputs	Output Description	Unit of Measure	Baseline	Baseline Year	Means of verification	2022	2023	2024	EOP	2022	2023	2024	EOP	Theme	Fund	Flags		
2.1 Awareness raising campaigns designed/implemented	Campaign to disseminate the integration and cooperation agenda for economic development across various sectors	Campaigns (#)	0	2022	Report of campaign summary	P	0	1	0	1	P	0	20000	0	20000	Regional Integration	W2D	
						P(a)	0	1	0	1	P(a)	0	20000	0	20000			
						A	0			0	A	0			0			
2.2 Strategies implemented	Strategy for interministerial coordination to optimize public policies	Strategies (#)	0		Strategies uploaded to convergence	P	0	1	0	1	P	0	20000	35000	55000	Regional Integration	W2D	
						P(a)	0	1	0	1	P(a)	0	20000	35000	55000			
						A	0			0	A	0			0			
3 Technical studies on optimization of the regulatory and legal framework for improving competitiveness						Physical Progress					Financial Progress							
Outputs	Output Description	Unit of Measure	Baseline	Baseline Year	Means of verification	2022	2023	2024	EOP	2022	2023	2024	EOP	Theme	Fund	Flags		
3.1 Diagnostics and assessments completed	Preparation of technical studies to optimize the regulatory and legal frameworks.	Diagnostics (#)	0	2022	Diagnostics uploaded to convergence	P	0	1	1	2	P	0	40000	20000	60000	Regional Integration	W2D	
						P(a)	0	1	1	2	P(a)	0	40000	20000	60000			
						A	0			0	A	0			0			

Other Cost

Total Cost

	2022	2023	2024	Total Cost
P		\$90,000.00	\$60,000.00	\$150,000.00
P(a)		\$90,000.00	\$60,000.00	\$150,000.00
A				

 CRF Indicator

 Standard Output Indicator