









Results Matrix

Outcomes

Outcome:	1 Improved the institutional capacity of MINEDU for the design and execution of PE-L1268						
Indicators	Flags*	Unit of Measure	Baseline	Baseline Year	Means of verification	EOP	
1.1 Program to ensure high quality higher education		Programs (#)	1.00	2021	Loan Eligibility	P	2.00
						P(a)	
						A	

 CRF Indicator

Outputs: Annual Physical and Financial Progress

1 Apoyo al diseño y ejecución de PE-L1268						Physical Progress					Financial Progress					Theme	Fund	Flags
Outputs	Output Description	Unit of Measure	Baseline	Baseline Year	Means of verification	2022	2023	2024	EOP	2022	2023	2024	EOP					
1.1 Architectural/structural design completed	Perfiles de proyectos de infraestructura	Designs (#)	0	2021	documento de la consultora	P	2	1	0	3	P	20000	15000	0	35000	Education	W2E	
						P(a)	2	1	0	1	P(a)	20000	15000	0	15000			
						A					A							
1.2 Social impact assessment completed	-Evaluación Ambiental y Social Global (EAS-G) -Sistema de Gestión Ambiental y Social (SGAS)	Assessments (#)	0	2021	Informe de Consultora	P	1	0	0	1	P	50000	0	0	50000	Education	W2E	
						P(a)	1	0	0	0	P(a)	50000	0	0	0			
						A					A							
1.2 Social impact assessment completed	-Evaluación Ambiental y Social Global (EAS-G) -Sistema de Gestión Ambiental y Social (SGAS)	Evaluations (#)	0	2021	Informe de Consultora	P	1	0	0	1	P	50000	0	0	50000	Education	W2E	
						P(a)	1	0	0	0	P(a)	50000	0	0	0			
						A					A							
1.3 Diagnostics and assessments completed	Diagnóstico de la capacidad de gestión de MINEDU	Diagnostics (#)	0	2021	estudios realizados	P	2	0	0	2	P	40000	0	0	40000	Education	W2E	
						P(a)	2	0	0	0	P(a)	40000	0	0	0			
						A					A							
1.4 Institutional capacity analysis conducted	PACI	Assessments (#)	0	2021	Documento PACI por parte de consultora	P	1	0	0	1	P	20000	0	0	20000	Education	W2E	
						P(a)	1	0	0	0	P(a)	20000	0	0	0			
						A					A							
1.4 Institutional capacity analysis conducted	PACI	Evaluations (#)	0	2021	Documento PACI por parte de consultora	P	1	0	0	1	P	20000	0	0	20000	Education	W2E	
						P(a)	1	0	0	0	P(a)	20000	0	0	0			
						A					A							
1.5 Operational manuals developed	MOP final	Manuals (#)	0	2021	Documento entregado por consultor-MOP	P	0	1	0	1	P	20000	0	0	20000	Education	W2E	
						P(a)	0	1	0	1	P(a)	20000	0	0	0			
						A					A							
1.6 Project implementation unit strenghtened	herramientas de gestión de la UE-118 revisadas	PIUs (#)	0	2021	documento por parte de consultor	P	0	1	1	2	P	0	20000	15000	35000	Education	W2E	
						P(a)	0	1	1	2	P(a)	0	20000	15000	35000			
						A					A							

Other Cost

Total Cost

	2022	2023	2024	Total Cost
P	\$150,000.00	\$35,000.00	\$15,000.00	\$200,000.00
P(a)	\$150,000.00	\$35,000.00	\$15,000.00	\$50,000.00
A				