






Results Matrix

Outcomes

Outcome:	1 Improvement in the certification of transversal skills for youth in LAC									
Indicators	Flags*	Unit of Measure	Baseline	Baseline Year	Means of verification		2020	2021	2022	EOP
1.1 Development of a toolkit for skill certification in Latin America		Development of the toolkit	0.00	2020	Delivery of the toolkit for skill certification	P	0.00	1.00	0.00	1.00
						P(a)	0.00	0.00	0.00	0.00
						A				

 CRF Indicator

Outputs: Annual Physical and Financial Progress

1 Component 1: Development of a toolkit for skill certification for youth in LAC						Physical Progress				Financial Progress				Theme	Fund	Flags		
Outputs	Output Description	Unit of Measure	Baseline	Baseline Year	Means of verification	2020	2021	2022	EOP	2020	2021	2022	EOP					
1.1 Tools designed/strengthened	Toolkit Developed	Tools (#)	0	2020	Delivery of the toolkit	P	1	0	0	1	P	320000	0	0	320000	Education	KPR	
						P(a)	0	0	0	0	P(a)	0	0	0	0			
						A					A							
2 Component 2: Establishment of an advisory board for the validation of skill assessment tools						Physical Progress				Financial Progress								
Outputs	Output Description	Unit of Measure	Baseline	Baseline Year	Means of verification	2020	2021	2022	EOP	2020	2021	2022	EOP	Theme	Fund	Flags		
2.1 Diagnostics and assessments completed	Assessment Tools Reviewed	Diagnostics (#)	0	2020	Electronic copy of the report on the assessment tools reviewed	P	1	3	1	5	P	10000	30000	10000	50000	Education	KPR	
						P(a)	0	0	0	0	P(a)	0	0	0	0			
						A					A							
2.2 Networks/communities of practice established	Advisory Board Established	Networks (#)	0	2020	Electronic copy of the report on the establishment of the Advisory Board	P	0	1	0	1	P	0	20000	0	20000	Education	KPR	
						P(a)	0	0	0	0	P(a)	0	0	0	0			
						A					A							
3 Component 3: Pilot and dissemination of results						Physical Progress				Financial Progress								
Outputs	Output Description	Unit of Measure	Baseline	Baseline Year	Means of verification	2020	2021	2022	EOP	2020	2021	2022	EOP	Theme	Fund	Flags		
3.1 Pilot interventions implemented	Pilot Implemented	Pilots (#)	0	2020	Electronic copy of the report on the progress and the lessons learned from the pilot	P	0	1	1	2	P	0	55000	55000	110000	Education	KPR	
						P(a)	0	0	0	0	P(a)	0	0	0	0			
						A					A							
3.2 Awareness raising campaigns designed/implemented	Video and Launching Event Produced	Campaigns (#)	0	2020	Electronic copy of the video and the report on the launching event	P	1	1	0	2	P	20000	180000	0	200000	Education	KPR	
						P(a)	0	0	0	0	P(a)	0	0	0	0			
						A					A							

Other Cost

Total Cost

 CRF Indicator

 Standard Output Indicator

	2020	2021	2022	Total Cost
P	\$350,000.00	\$285,000.00	\$65,000.00	\$700,000.00
P(a)				
A				