







Results Matrix

Outcomes

| | | |
|----------|---|--|
| Outcome: | 1 Improve the skills of teachers and teacher trainers in digital education and distance learning pedagogies | |
| | CRF Indicator | |

Outputs: Annual Physical and Financial Progress

| 1 Teacher training and mentoring | | | | | | Physical Progress | | | | Financial Progress | | | | Theme | Fund | Flags | | |
|-----------------------------------|---|-----------------------------|----------|---------------|-----------------------|-------------------|------|------|-----|--------------------|------|-------|-------|-------|--------|-----------|-----|--|
| Outputs | Output Description | Unit of Measure | Baseline | Baseline Year | Means of verification | 2021 | 2022 | 2023 | EOP | 2021 | 2022 | 2023 | EOP | | | | | |
| 1.1 Institutions trained | Number of teacher training institutions that participate in the teacher training program | Institutions (#) | 0 | 2021 | Participation | P | 3 | 3 | 3 | 3 | P | 24000 | 24000 | 24000 | 72000 | Education | COF |  |
| | | | | | | P(a) | 3 | 3 | 3 | 3 | P(a) | 24000 | 24000 | 24000 | 48000 | | | |
| | | | | | | A | | | | | A | | | | | | | |
| 1.2 Individuals Trained | Number of teachers certified after the completion of the teacher training program | Individuals (#) | 0 | 2021 | Certifications | P | 100 | 100 | 100 | 100 | P | 50662 | 50662 | 50661 | 151985 | Education | COF |  |
| | | | | | | P(a) | 100 | 100 | 100 | 100 | P(a) | 50662 | 50662 | 50661 | 101323 | | | |
| | | | | | | A | | | | | A | | | | | | | |
| 2 Teacher training evaluation | | | | | | Physical Progress | | | | Financial Progress | | | | Theme | Fund | Flags | | |
| Outputs | Output Description | Unit of Measure | Baseline | Baseline Year | Means of verification | 2021 | 2022 | 2023 | EOP | 2021 | 2022 | 2023 | EOP | | | | | |
| 2.1 Process evaluations conducted | Evaluation study final report | Evaluation Final Report (#) | 0 | 2021 | Evaluation report | P | 1 | 1 | 2 | 4 | P | 18000 | 18000 | 16000 | 52000 | Education | COF |  |
| | | | | | | P(a) | 1 | 1 | 2 | 3 | P(a) | 18000 | 18000 | 16000 | 34000 | | | |
| | | | | | | A | | | | | A | | | | | | | |
| 2.2 New databases created | Database with the quantitative and qualitative data collected after the teacher training evaluation | Databases (#) | 0 | 2021 | Databases | P | 1 | 1 | 1 | 3 | P | 8000 | 9000 | 11000 | 28000 | Education | COF |  |
| | | | | | | P(a) | 1 | 1 | 1 | 2 | P(a) | 8000 | 9000 | 11000 | 20000 | | | |
| | | | | | | A | | | | | A | | | | | | | |

| Other Cost |
|---|
| Administrative cost (5%) |
| Consultancy to provide overall coordination |

| | 2021 | 2022 | 2023 | Cost |
|------|-------------|--------|-------------|-------------|
| P | \$0.00 | \$0.00 | \$17,710.00 | \$17,710.00 |
| P(a) | \$0.00 | \$0.00 | \$17,710.00 | \$17,710.00 |
| A | | | | |
| P | \$32,500.00 | \$0.00 | \$0.00 | \$32,500.00 |
| P(a) | \$32,500.00 | \$0.00 | \$0.00 | \$0.00 |
| A | | | | |

| Total Cost |
|------------|
| |

| | 2021 | 2022 | 2023 | Total Cost |
|------|--------------|--------------|--------------|--------------|
| P | \$133,162.00 | \$101,662.00 | \$119,371.00 | \$354,195.00 |
| P(a) | \$133,162.00 | \$101,662.00 | \$119,371.00 | \$221,033.00 |
| A | | | | |