





Results Matrix

Outcomes

Outcome:	1 1. Connected Arima Urban Regeneration Sub-project designed consistent with the goals and eligibility criteria of the Urban neration Component of the Urban Upgrading and Revitalization Program							
Indicators	Flags*	Unit of Measure	Baseline	Baseline Year	Means of verification	2024		EOP
1.1 IDB No-Objection granted for the Connected Arima urban regeneration sub-project to be financed under the Urban		Diagnostics #	0.00	2022	No objection document approved by the Bank	P	1.00	1.00
						P(a)		0.00
						A		

 CRF Indicator

Outputs: Annual Physical and Financial Progress

1 1. Diagnostic Assessments						Physical Progress					Financial Progress										
Outputs	Output Description	Unit of Measure	Baseline	Baseline Year	Means of verification	2022	2023	2024	2025	EOP	2022	2023	2024	2025	EOP	Theme	Fund	Flags			
1.1 Diagnostics and assessments completed	Diagnostic studies on mobility, accesibility, and connectivity for Arima	Diagnostics (#)	0	2022	Diagnostic study on mobility, accesibility, and connectivity formulated and approved.	P	0	3	0	0	3	P	50000	100000	0	0	150000	Sustainable Cities	KPR		
						P(a)	0	0	0	0	0	P(a)	50000	0	0	0	0				
						A						A									
		Dissaggregation Categories																			
		Study on Digital Infrastructure Assessment				P	0.00	1.00	0.00	0.00											
						P(a)	0.00														
						A															
		Study on Mobility Assessment				P	0.00	1.00	0.00	0.00											
						P(a)	0.00														
						A															
		Study Urban Economy Diagnostic				P	0.00	1.00	0.00	0.00											
						P(a)	0.00														
						A															
2 2. Infrastructural Designs						Physical Progress					Financial Progress										
Outputs	Output Description	Unit of Measure	Baseline	Baseline Year	Means of verification	2022	2023	2024	2025	EOP	2022	2023	2024	2025	EOP	Theme	Fund	Flags			
2.1 Architectural/structural design completed	Conceptual, architectural, and engineering designs of key pieces of resilient infrastructure for Arima	Designs (#)	0	2022	Designs of Conceptual, architectural, and engineering designs of key pieces of resilient infrastructure submitted and approved.	P	0	0	3	0	3	P	0	0	200000	0	200000	Sustainable Cities	KPR		
						P(a)	0	0	0	0	0	0	P(a)	0	0	0	0				0
						A						A									
3 3. Capacity Building and App Development						Physical Progress					Financial Progress										
Outputs	Output Description	Unit of Measure	Baseline	Baseline Year	Means of verification	2022	2023	2024	2025	EOP	2022	2023	2024	2025	EOP	Theme	Fund	Flags			
3.1 Mobile App developed		Software Application (#)	0	2022	Mobile Application tested and launched on mobile devices	P	0	1	0	0	1	P	0	50000	0	0	50000	Digital Economy	KPR		
						P(a)	0	0	0	0	0	0	P(a)	0	0	0	0				0
						A						A									
3.2 Training workshops delivered	An e-commerce training consultancy that reduces the gender skills gap for women and develops local capacity for Government to Government knowledge sharing workshops that would involve KIUDA and other KPOs	Workshops (#)	0	2022	Final consultancy report	P	0	1	0	0	1	P	0	20000	0	0	20000	Digital Economy	KPR		
						P(a)	0	0	0	0	0	0	P(a)	0	0	0	0				0
						A						A									
3.3 Workshops organized	Government to Government knowledge sharing workshops that would involve KIUDA and other KPOs	Workshops (#)	0	2022	Workshop material and summary report submitted and approved	P	0	1	1	0	2	P	3000	14000	13000	0	30000	Institutional Development	KPR		
						P(a)	0	0	0	0	0	0	P(a)	3000	0	0	0				0
						A						A									

Other Cost
In-Kind contributions

Total Cost

 CRF Indicator

 Standard Output Indicator

	2022	2023	2024	2025	Cost
P	\$15,000.00	\$20,000.00	\$15,000.00	\$0.00	\$50,000.00
P(a)	\$15,000.00				\$15,000.00
A					

	2022	2023	2024	2025	Total Cost
P	\$68,000.00	\$204,000.00	\$228,000.00		\$500,000.00
P(a)	\$68,000.00				\$15,000.00
A					