




Results Matrix

Outcomes

Outcome:	1 Responsiveness of public tourism policies to changes in the sector is improved								
Indicators	Flags*	Unit of Measure	Baseline	Baseline Year	Means of verification		2020	2021	EOP
1.1 Public policies implemented		policies	0.00	2020	TC Report based on data provided by SETUR São Paulo.	P	0.00	1.00	1.00
						P(a)	0.00	1.00	1.00
						A	0.00		0.00

 CRF Indicator

Outputs: Annual Physical and Financial Progress

1 Tourism Sector Recovery Plan for the State of Sao Paulo						Physical Progress				Financial Progress						
Outputs	Output Description	Unit of Measure	Baseline	Baseline Year	Means of verification		2020	2021	EOP		2020	2021	EOP	Theme	Fund	Flags
1.1 Strategies designed	Strategies for the recovery of the tourism sector in Sao Paulo pos-covid-19.	Strategies (#)	0	2020	TC Report based on data provided by SETUR Sao Paulo	P	0	1	1	P	30000	20000	50000	Institutional Development	SUS	
						P(a)	0	1	1	P(a)	30000	20000	20000			
						A				A						
2 Complementary studies for the implementation of the recovery plan for the tourism sector						Physical Progress				Financial Progress						
Outputs	Output Description	Unit of Measure	Baseline	Baseline Year	Means of verification		2020	2021	EOP		2020	2021	EOP	Theme	Fund	Flags
2.1 Project proposal developed	Preparation of letter of request to support loan proposal for the tourism sector	Proposals (#)	0	2020	TC Report based on data provided by SETUR Sao Paulo	P	0	1	1	P	0	50000	50000	Institutional Development	SUS	
						P(a)	0	1	1	P(a)	0	50000	50000			
						A				A						
2.2 Diagnostics and assessments completed	Complementary diagnostics, assessments for the implementation of tourism recovery plan.	Diagnostics (#)	0	2020	TC Report based on data provided by SETUR Sao Paulo	P	0	3	3	P	0	100000	100000	Institutional Development	SUS	
						P(a)	0	3	3	P(a)	0	100000	100000			
						A				A						
3 Support for improvement in the dynamics of granting credit to the sector						Physical Progress				Financial Progress						
Outputs	Output Description	Unit of Measure	Baseline	Baseline Year	Means of verification		2020	2021	EOP		2020	2021	EOP	Theme	Fund	Flags
3.1 Diagnostics and assessments completed	Diagnostic and roadmap for the enhanced credit granting system for tourism sector companies	Diagnostics (#)	0	2020	TC Report based on data provided by SETUR Sao Paulo	P	1	0	1	P	25000	25000	50000	Institutional Development	SUS	
						P(a)	1	0	0	P(a)	25000	25000	25000			
						A				A						

Other Cost

Total Cost

	2020	2021	Total Cost
P	\$55,000.00	\$195,000.00	\$250,000.00
P(a)	\$55,000.00	\$195,000.00	\$195,000.00
A			

 CRF Indicator

 Standard Output Indicator