








Results Matrix

Outcomes										
Outcome:	1 Contribute to strengthening trade promotion and facilitation to spur the internationalization of the economy, through new digital platforms and the identification of technological needs to improve the efficiency and operation of key border-crossings									
Indicators	Flags*	Unit of Measure	Baseline	Baseline Year	Means of verification		2022	2023	2024	EOP
1.1 Tools and mechanism for trade facilitation designed and presented to the Ministry of Economy		# Tools	0.00	2022	Presentation of tools and assessments to the Ministry of Economy and designated agencies	P	0.00	1.00	1.00	2.00
						P(a)	0.00	0.00	0.00	0.00
						A				
CRF Indicator										

Outputs: Annual Physical and Financial Progress

1 Design of digital platforms to spur trade facilitation and the internationalization of the economy						Physical Progress					Financial Progress							
Outputs	Output Description	Unit of Measure	Baseline	Baseline Year	Means of verification		2022	2023	2024	EOP		2022	2023	2024	EOP	Theme	Fund	Flags
1.1 Tools designed/strengthened	Design of a national foreign trade online platform (web portal) providing attainable official information to strengthen trade	Tools (#)	0	2022	Tool approved by the Team Leader and presented to the Ministry of Economy	P	0	1	0	1	P	0	40000	0	40000	Regional Integration	W2D	
						P(a)	0	1	0	1	P(a)	0	40000	0	40000			
						A					A							
1.2 Project proposal developed	Consultancy that proposes the conceptualization and operativization of a Foreign Trade Single Window (VUCE) for	Proposals (#)	0	2022	Proposal approved by the Team Leader and presented to the Ministry of Economy	P	0	1	0	1	P	0	30000	0	30000	Regional Integration	W2D	
						P(a)	0	1	0	1	P(a)	0	30000	0	30000			
						A					A							
2 Trade facilitation interventions developed						Physical Progress					Financial Progress							
Outputs	Output Description	Unit of Measure	Baseline	Baseline Year	Means of verification		2022	2023	2024	EOP		2022	2023	2024	EOP	Theme	Fund	Flags
2.1 Diagnostics and assessments completed	Study assessing the readiness of Acajutla Port to become a Smart Port, improving its efficiency through automation and	Diagnostics (#)	0	2022	Study approved by the Team Leader	P	0	1	0	1	P	0	30000	0	30000	Regional Integration	W2D	
						P(a)	0	1	0	1	P(a)	0	30000	0	30000			
						A					A							
2.2 Project proposal developed	Consultancy that identifies key technological needs in specific border-crossings in order to strengthen trade	Proposals (#)	0	2022	Proposal approved by the Team Leader and presented to the Ministry of Economy	P	0	1	1	2	P	0	30000	10000	40000	Regional Integration	W2D	
						P(a)	0	1	1	2	P(a)	0	30000	10000	40000			
						A					A							
2.3 Workshops organized	Logistics to support consultation, dissemination and dissemination of results (Government, Private Sector	Workshops (#)	0	2022	Agendas and list of participants of the events	P	0	0	1	1	P	0	0	10000	10000	Regional Integration	W2D	
						P(a)	0	0	1	1	P(a)	0	0	10000	10000			
						A					A							

Other Cost
------------

Total Cost

	2022	2023	2024	Total Cost
P		\$130,000.00	\$20,000.00	\$150,000.00
P(a)		\$130,000.00	\$20,000.00	\$150,000.00
A				