












Results Matrix

Outcomes

|  |   |                 |          |               |                           |      |      |      |      |      |
|--|---|-----------------|----------|---------------|---------------------------|------|------|------|------|------|
| Outcome:   | 1 Improve coordination and performance of fiscal federalism in Mexico, strengthening intergovernmental fiscal relations and fiscal management capacities at both federal and subnational levels |                 |          |               |                           |      |      |      |      |      |
| Indicators   | Flags*  | Unit of Measure | Baseline | Baseline Year | Means of verification     |      | 2020 | 2021 | 2022 | EOP  |
| 1.1 Programs for strengthening fiscal management capacity and performance of subnational governments implemented |   | # Programas     | 0.00     | 2020          | Reportes de consultorías. | P    | 0.00 | 0.00 | 1.00 | 1.00 |
|  |   |                 |          |               |                           | P(a) | 0.00 | 0.00 | 1.00 | 1.00 |
|  |   |                 |          |               |                           | A    |      |      |      |      |



Outputs: Annual Physical and Financial Progress

| 1 I. Support to the revision of the Fiscal Federalism Framework                      |   |                   |          |               |                       | Physical Progress |      |      |      |     | Financial Progress |      |       |       |       | Theme                     | Fund | Flags   |
|--|---|-------------------|----------|---------------|-----------------------|-------------------|------|------|------|-----|--------------------|------|-------|-------|-------|---------------------------|------|---|
| Outputs  | Output Description  | Unit of Measure   | Baseline | Baseline Year | Means of verification |                   | 2020 | 2021 | 2022 | EOP |                    | 2020 | 2021  | 2022  | EOP   |                           |      |   |
| 1.1 Diagnostics and assessments completed  | Literature review and reform options for Mexico   | Diagnostics (#)   | 0        | 2020          | Consultancy reports   | P                 | 0    | 1    | 0    | 1   | P                  | 0    | 10000 | 0     | 10000 | Institutional Development | INS  |    |
|  |   |                   |          |               |                       | P(a)              | 0    | 1    | 0    | 1   | P(a)               | 0    | 10000 | 0     | 10000 |                           |      |   |
|  |   |                   |          |               |                       | A                 |      |      |      |     | A                  |      |       |       |       |                           |      |   |
| 1.2 Regulatory frameworks designed   | review of legal framework and reform proposals  | Frameworks (#)    | 0        | 2020          | Consultancy reports   | P                 | 0    | 0    | 1    | 1   | P                  | 0    | 0     | 20000 | 20000 | Institutional Development | INS  |    |
|  |   |                   |          |               |                       | P(a)              | 0    | 0    | 1    | 1   | P(a)               | 0    | 0     | 20000 | 20000 |                           |      |   |
|  |   |                   |          |               |                       | A                 |      |      |      |     | A                  |      |       |       |       |                           |      |   |
| 2 II. Strengthening management and coordination of fiscal federalism                 |   |                   |          |               |                       | Physical Progress |      |      |      |     | Financial Progress |      |       |       |       | Theme                     | Fund | Flags   |
| Outputs  | Output Description  | Unit of Measure   | Baseline | Baseline Year | Means of verification |                   | 2020 | 2021 | 2022 | EOP |                    | 2020 | 2021  | 2022  | EOP   |                           |      |   |
| 2.1 Tools designed/strengthened  | Fiscal management proceedings and tools   | Tools (#)         |          |               | Consultancy reports   | P                 | 0    | 1    | 0    | 1   | P                  | 0    | 20000 | 0     | 20000 | Institutional Development | INS  |    |
|  |   |                   |          |               |                       | P(a)              | 0    | 1    | 0    | 1   | P(a)               | 0    | 20000 | 0     | 20000 |                           |      |   |
|  |   |                   |          |               |                       | A                 |      |      |      |     | A                  |      |       |       |       |                           |      |   |
| 2.2 Training workshops delivered   | Training and technical assistance to UCEF and subnational governments in fiscal policy and management | Workshops (#)     | 0        | 2020          | Consultancy reports   | P                 | 0    | 2    | 1    | 3   | P                  | 0    | 0     | 30000 | 30000 | Institutional Development | INS  |    |
|  |   |                   |          |               |                       | P(a)              | 0    | 2    | 1    | 3   | P(a)               | 0    | 0     | 30000 | 30000 |                           |      |   |
|  |   |                   |          |               |                       | A                 |      |      |      |     | A                  |      |       |       |       |                           |      |   |
| 3 III. Support to the design and execution of subnational fiscal management Programs |   |                   |          |               |                       | Physical Progress |      |      |      |     | Financial Progress |      |       |       |       | Theme                     | Fund | Flags   |
| Outputs  | Output Description  | Unit of Measure   | Baseline | Baseline Year | Means of verification |                   | 2020 | 2021 | 2022 | EOP |                    | 2020 | 2021  | 2022  | EOP   |                           |      |   |
| 3.1 Strategies designed  | Conceptual and operational models to design and execute subnational fiscal management programs        | Strategies (#)    | 0        | 2020          | Consultancy reports   | P                 | 0    | 1    | 0    | 1   | P                  | 0    | 30000 | 0     | 30000 | Institutional Development | INS  |  |
|  |   |                   |          |               |                       | P(a)              | 0    | 1    | 0    | 1   | P(a)               | 0    | 30000 | 0     | 30000 |                           |      |   |
|  |   |                   |          |               |                       | A                 |      |      |      |     | A                  |      |       |       |       |                           |      |   |
| 3.2 Methodologies designed/strengthened  | Diagnostics methodologies to assess fiscal maturity and performance of subnational governments        | Methodologies (#) | 0        | 2020          | Consultancy reports   | P                 | 0    | 2    | 0    | 2   | P                  | 0    | 0     | 30000 | 30000 | Institutional Development | INS  |  |
|  |   |                   |          |               |                       | P(a)              | 0    | 2    | 0    | 2   | P(a)               | 0    | 0     | 30000 | 30000 |                           |      |   |
|  |   |                   |          |               |                       | A                 |      |      |      |     | A                  |      |       |       |       |                           |      |   |
| 3.3 Institutional capacity analysis conducted  | Methodologies to asses fiscal capacity at subnational level   | Assessments (#)   |          |               | Consultancy reports   | P                 | 0    | 2    | 0    | 2   | P                  | 0    | 30000 | 0     | 30000 | Institutional Development | INS  |  |
|  |   |                   |          |               |                       | P(a)              | 0    | 2    | 0    | 2   | P(a)               | 0    | 30000 | 0     | 30000 |                           |      |   |
|  |   |                   |          |               |                       | A                 |      |      |      |     | A                  |      |       |       |       |                           |      |   |
| 3.4 Diagnostics and assessments completed  | Assessments of fiscal capacity and performance conducted  | Diagnostics (#)   |          |               | Consultancy reports   | P                 | 0    | 3    | 0    | 3   | P                  | 0    | 30000 | 0     | 30000 | Institutional Development | INS  |  |
|  |   |                   |          |               |                       | P(a)              | 0    | 3    | 0    | 3   | P(a)               | 0    | 30000 | 0     | 30000 |                           |      |   |
|  |   |                   |          |               |                       | A                 |      |      |      |     | A                  |      |       |       |       |                           |      |   |
| 3.5 Seminars organized   | seminars and coordination meetings between and among levels of government                             | Seminars (#)      | 0        | 2020          | Consultancy reports   | P                 | 0    | 2    | 1    | 3   | P                  | 0    | 0     | 20000 | 20000 | Institutional Development | INS  |  |
|  |   |                   |          |               |                       | P(a)              | 0    | 2    | 1    | 3   | P(a)               | 0    | 0     | 20000 | 20000 |                           |      |   |
|  |   |                   |          |               |                       | A                 |      |      |      |     | A                  |      |       |       |       |                           |      |   |
| 3.6 Training products developed  | knowledge products developed and disseminated   | Products (#)      |          |               | Consultancy reports   | P                 | 0    | 1    | 1    | 2   | P                  | 0    | 15000 | 15000 | 30000 | Institutional Development | INS  |  |
|  |   |                   |          |               |                       | P(a)              | 0    | 1    | 1    | 2   | P(a)               | 0    | 15000 | 15000 | 30000 |                           |      |   |
|  |   |                   |          |               |                       | A                 |      |      |      |     | A                  |      |       |       |       |                           |      |   |

|            |
|------------|
| Other Cost |
|------------|

|            |
|------------|
| Total Cost |
|            |

|      | 2020 | 2021         | 2022         | Total Cost   |
|------|------|--------------|--------------|--------------|
| P    |      | \$135,000.00 | \$115,000.00 | \$250,000.00 |
| P(a) |      | \$135,000.00 | \$115,000.00 | \$250,000.00 |
| A    |      |              |              |              |