













Results Matrix

Outcomes

Outcome:	1 Knowledge generation and dissemination and technical capacities in terms of export promotion and ening	
----------	--	--



Outputs: Annual Physical and Financial Progress

1 Innovative strategies for the promotion of multisectoral exports and investments						Physical Progress					Financial Progress				Theme	Fund	Flags		
Outputs	Output Description	Unit of Measure	Baseline	Baseline Year	Means of verification	2020	2021	2022	EOP	2020	2021	2022	EOP						
1.1 Working Papers prepared	Studies of policies, plans, instruments, and financing schemes that favor internationalization and investment attraction	Papers (#)	0	2019	Studies	P	1	0	0	1	P	32000			32000	Regional Integration	RIN		
						P(a)	1	0	0	1	P(a)	32000			32000				
						A					A								
1.2 Working Papers prepared	Document in which a commercial intelligence pilot program is designed that integrates advanced tools for	Papers (#)	0	2019	Studies	P	0	1	0	1	P		60000		60000	Regional Integration	RIN		
						P(a)	0	1	0	1	P(a)		60000		60000				
						A					A								
1.3 Working Papers prepared	Document in which support instruments for the business development of firms of firms with internationalization	Papers (#)	0	2019	Studies	P	0	0	3	3	P			20000	20000	Regional Integration	RIN		
						P(a)	0	0	3	3	P(a)			20000	20000				
						A					A								
1.4 Working Papers prepared	Document that establishes evaluation and monitoring mechanisms with empirical approaches to establish evidence	Papers (#)	0	2018	Studies	P	0	1	0	1	P		20000		20000	Regional Integration	RIN		
						P(a)	0	1	0	1	P(a)		20000		20000				
						A					A								
1.5 Training workshops delivered	They will provide adequate training to use the commercial intelligence tools and recommended evaluation and	Workshops (#)	0	2018	Workshop	P	0	1	1	2	P		5000	5000	10000	Regional Integration	RIN		
						P(a)	0	1	1	2	P(a)		5000	5000	10000				
						A					A								
2 Strategies to take advantage of the trade agreements						Physical Progress					Financial Progress								
Outputs	Output Description	Unit of Measure	Baseline	Baseline Year	Means of verification	2020	2021	2022	EOP	2020	2021	2022	EOP	Theme	Fund	Flags			
2.1 Working Papers prepared	The document will present the regulatory and regulatory changes required for the good operation of trade agreements	Papers (#)	0	2018	Studies	P	0	1	0	1	P		50000		50000	Regional Integration	RIN		
						P(a)	0	1	0	1	P(a)		50000		50000				
						A					A								
2.2 Working Papers prepared	The document will identify and design the policies and instruments for a better use of the agreements and external	Papers (#)	0	2018	Studies	P	1	0	0	1	P	10000			10000	Regional Integration	RIN		
						P(a)	1	0	0	1	P(a)	10000			10000				
						A					A								
2.3 Working Papers prepared	The document will identify lessons learned and good practices to develop programs and activities for	Papers (#)	0	2018	Studies	P	0	1	0	1	P		20000		20000	Regional Integration	RIN		
						P(a)	0	1	0	1	P(a)		20000		20000				
						A					A								
2.4 Working Papers prepared	The document will provide recommendations for the elaboration of financing schemes for productive	Papers (#)	0	2018	Studies	P	0	0	1	1	P			20000	20000	Regional Integration	RIN		
						P(a)	0	0	1	1	P(a)			20000	20000				
						A					A								
2.5 Training workshops delivered	Awareness workshops and training for the public and private sector on the opportunities and challenges presented	Workshops (#)	0	2018	Workshop and meeting minutes	P	0	1	1	2	P		15000	20000	35000	Regional Integration	RIN		
						P(a)	0	1	1	2	P(a)		15000	20000	35000				
						A					A								
3 Dissemination of studies and tools to promote the internationalization of companies and promote investment attraction						Physical Progress					Financial Progress								
Outputs	Output Description	Unit of Measure	Baseline	Baseline Year	Means of verification	2020	2021	2022	EOP	2020	2021	2022	EOP	Theme	Fund	Flags			
3.1 Training workshops delivered	Awareness workshops and training for the public and private sector on the opportunities and challenges presented	Workshops (#)	0	2018	Workshop and meeting minutes	P	1	0	1	2	P	10500			12500	23000	Regional Integration	RIN	
						P(a)	1	0	1	2	P(a)	10500			12500	23000			
						A					A								
3.2 Working Papers prepared	Events, publications and campaigns to disseminate existing tools and those that will be developed during the execution of	Papers (#)	0	2018	Studies	P	0	0	1	1	P			50000	50000	Regional Integration	RIN		
						P(a)	0	0	1	1	P(a)			50000	50000				
						A					A								

Other Cost

Total Cost

	2020	2021	2022	Total Cost
P	\$52,500.00	\$170,000.00	\$127,500.00	\$350,000.00
P(a)	\$52,500.00	\$170,000.00	\$127,500.00	\$350,000.00
A				