

















Results Matrix

Outcomes		
Outcome:	1 Calidad de vida de las familias locales y migrantes con vocación de permanencia residiendo en ndo su integración socio urbana mejorada	
CRF Indicator		

Outputs: Annual Physical and Financial Progress

1.1. Prevention of formation of new camps and precarious areas in risky areas.						Physical Progress					Financial Progress					Theme	Fund	Flags									
Outputs	Output Description	Unit of Measure	Baseline	Baseline Year	Means of verification		2021	2022	2023	EOP		2021	2022	2023	EOP												
1.1 Virtual platforms improved	Planning of modules for digital platforms for the Ministry of Housing and Urbanism	Platforms (#)	0	2021	Platform digital modules for MINVU, improved	P	0	0	1	1	P	60000	60000	60000	180000	Institutional Development	SUS										
						P(a)	0	0	1	1	P(a)	60000	0	0	0												
						A					A																
1.2 Monitoring and evaluation systems implemented	System of periodic monitoring of informal settlements growth, for early detection of land susceptible to be taken and	M&E systems (#)	0	2021	Early detention and monitoring system, improved. Methodologies for prioritization of informal settlements, installed.	P	0	1	0	1	P	10000	30000	10000	50000	Institutional Development	ACL										
						P(a)	0	0	0	0	P(a)	10000	0	0	0												
						A					A																
1.3 Management information systems (MIS) designed	Development of the National Cadastre of informal settlements with gender and diversity, climate change and adaptation	Systems (#)	0	2021	System developed and designed approved by the IDB team	P	1	0	0	1	P	35000	15000	0	50000	Institutional Development	ACL										
						P(a)	0	0	0	0	P(a)	35000	0	0	0												
						A					A																
1.4 Management information systems (MIS) implemented	Implementation of the National Cadastre of informal settlements with a gender and diversity, climate change and adaptation	Systems (#)	0	2021	Cadastre implemented and information published	P	0	1	1	2	P	25000	50000	25000	100000	Institutional Development	ACL										
						P(a)	0	0	1	1	P(a)	25000	0	0	0												
						A					A																
2. Urban partner integration of homes residing in camps and territorial accompaniment, adaptation and mitigation against climate change						Physical Progress					Financial Progress					Theme	Fund	Flags									
Outputs	Output Description	Unit of Measure	Baseline	Baseline Year	Means of verification		2021	2022	2023	EOP		2021	2022	2023	EOP												
2.1 Architectural/structural design completed	construction plan designed and approved	Designs (#)	0	2021	Construction plan approved by the IDB	P	0	1	0	1	P	0	20000	0	20000	Sustainable Energy and Climate Change	SUS										
						P(a)	0	0	0	0	P(a)	0	0	0	0												
						A					A																
2.2 Pilot interventions implemented	Pilots with eco-efficient and environmental criteria implemented	Pilots (#)	0	2021	Pilot project designed with eco-efficient and environmental criteria inaugurated and in use	P	0	0	1	1	P	0	0	40000	40000	Sustainable Infrastructure	ACL										
						P(a)	0	0	1	1	P(a)	0	0	0	0												
						A					A																
2.3 Training workshops delivered	Training on aspects of ecological design and green infrastructure, energy efficiency, reduction of pollutants in construction	Workshops (#)	0	2021	Design of a training program financed by the program and approved by the IDB team	P	0	0	1	1	P	0	0	10000	10000	Sustainable Energy and Climate Change	SUS										
						P(a)	0	0	1	1	P(a)	0	0	0	0												
						A					A																
2.4 New databases created	Social welfare Index developed	Databases (#)	0	2021	Development of a "Territorial Wellbeing Index" to buy land with a high quality index with access to health, education, services, etc.	P	0	1	0	1	P	35000	35000	0	70000	Institutional Development	ACL										
						P(a)	0	0	0	0	P(a)	35000	0	0	0												
						A					A																
3. Social inclusion of families exposed to climate risks of camps intervened through inter-ministerial and multi-level coordination and green employment generation and circular economy.						Physical Progress					Financial Progress					Theme	Fund	Flags									
Outputs	Output Description	Unit of Measure	Baseline	Baseline Year	Means of verification		2021	2022	2023	EOP		2021	2022	2023	EOP												
3.1 Diagnostics and assessments completed	Study to identify gaps and redesign of the action plan for the "Socio-Urban Inclusion Plan" of the Informal Settlements Program	Diagnostics (#)	0	2021	Evaluation approved by the IDB team	P	0	1	0	1	P	20000	20000	20000	60000	Gender and Diversity	ACL										
						P(a)	0	0	0	0	P(a)	20000	0	0	0												
						A					A																
3.2 Training workshops delivered	Design and development of training workshops for teams on environmental risk and climate change issues	Workshops (#)	0	2021	Evaluation approved by the IDB team	P	0	1	1	2	P	0	40000	40000	80000	Sustainable Cities	SUS										
						P(a)	0	0	1	1	P(a)	0	0	0	0												
						A					A																
3.3 Monitoring and Evaluation Plan developed	Evaluation of the implementation of Social Urban Inclusion Plans	Plans (#)	0	2021	Evaluation Approved by the IDB Team	P	0	0	1	1	P	0	0	20000	20000	Sustainable Infrastructure	ACL										
						P(a)	0	0	1	1	P(a)	0	0	0	0												
						A					A																
3.4 Diagnostics and assessments completed	Survey of public offer for beneficiaries of the Informal Settlements Program	Diagnostics (#)	0	2021	Assessment approved by the IDB team including the results of the public survey	P	0	0	1	1	P	0	0	20000	20000	Sustainable Cities	ACL										
						P(a)	0	0	1	1	P(a)	0	0	0	0												
						A					A																
4. Generating operational knowledge, institutional strengthening and installing local capacities.						Physical Progress					Financial Progress					Theme	Fund	Flags									
Outputs	Output Description	Unit of Measure	Baseline	Baseline Year	Means of verification		2021	2022	2023	EOP		2021	2022	2023	EOP												
4.1 Exhibits organized	implementation of dialogue, publishing and exhibition tables for the dissemination of operational knowledge and lessons learned in	Exhibits (#)	0	2021	Exhibits events organized	P	0	1	0	1	P	0	20000	20000	40000	Institutional Development	SUS										
						P(a)	0	0	0	0	P(a)	0	0	0	0												
						A					A																
						Dissaggregation Categories																					
						Working paper						P	0.00	1.00	0.00				1.00								
												P(a)	0.00														
												A															
						Launching event						P	0.00	1.00	0.00				1.00								
												P(a)	0.00														
												A															
						Closing Event						P	0.00	1.00	0.00				1.00								
												P(a)	0.00														
												A															
						4.2 Strategies designed	Dissemination strategies designed for the exhibitions	Strategies (#)	0	2021	Strategies designed approved by the IDB Team	P	0	1	0				1	P	0	20000	0	20000	Institutional Development	SUS	
												P(a)	0	0	0				0	P(a)	0	0	0	0			
A					A																						
4.3 Diagnostics and assessments completed	Study on the Evolution of Urban Policies, Housing Programs and Neighborhood and Housing Improvement Policies in Cities	Diagnostics (#)	0	2021	Strategies designed approved by the IDB Team	P	0	1	0	1	P	0	20000	0	20000	Institutional Development	SUS										
						P(a)	0	0	0	0	P(a)	0	0	0	0												
						A					A																
4.4 Workshops organized	Communication Plan and Multisectoral Workshops	Workshops (#)	0	2021	Strategies designed approved by the IDB Team	P	0	1	0	1	P	0	20000	0	20000	Institutional Development	SUS										
						P(a)	0	0	0	0	P(a)	0	0	0	0												
						A					A																

Other Cost

Total Cost

	2021	2022	2023	Total Cost
P	\$185,000.00	\$350,000.00	\$265,000.00	\$800,000.00
P(a)	\$185,000.00			
A				