







Results Matrix

Outcomes

| Outcome: | 1 National Decarbonization Plan implementation supported in the federal transport sector of Brazil. | | | | | | | | | |
|--|---|-----------------|----------|---------------|-----------------------|------|------|------|------|------|
| Indicators | Flags* | Unit of Measure | Baseline | Baseline Year | Means of verification | | 2022 | 2023 | 2024 | EOP |
| 1.1 Number of plans and strategies presented to the MINFRA in relation to the federal transportation decarbonization | | Documents (#) | 0.00 | 2022 | Study reports | P | 0.00 | 1.00 | 2.00 | 3.00 |
| | | | | | | P(a) | 0.00 | 1.00 | 2.00 | 3.00 |
| | | | | | | A | 0.00 | | | 0.00 |

 CRF Indicator

Outputs: Annual Physical and Financial Progress

| 1 Regulatory Framework, Transport and Territorial planning and pre-feasibility studies. | | | | | | Physical Progress | | | | | Financial Progress | | | | | Theme | Fund | Flags |
|---|--|-----------------|----------|---------------|-----------------------|-------------------|------|------|-----|------|--------------------|-------|--------|--------|--------|----------------------------|------|---|
| Outputs | Output Description | Unit of Measure | Baseline | Baseline Year | Means of verification | 2022 | 2023 | 2024 | EOP | 2022 | 2023 | 2024 | EOP | | | | | |
| 1.1 Regulatory frameworks designed | Draft Regulatory Framework, & parameters for transport and territorial planning. | Frameworks (#) | 0 | 2022 | Consulting report | P | 0 | 1 | 0 | 1 | P | 50000 | 150000 | 0 | 200000 | Sustainable Infrastructure | SIP |  |
| | | | | | | P(a) | 0 | 1 | 0 | 1 | P(a) | 50000 | 150000 | 0 | 150000 | | | |
| | | | | | | A | 0 | | | 0 | A | 0 | | | 0 | | | |
| 1.2 Prefeasibility Studies undertaken | Pre-feasibility studies for public and private investments. | Studies (#) | 0 | 2022 | Study report | P | 0 | 2 | 0 | 2 | P | 50000 | 350000 | 0 | 400000 | Sustainable Infrastructure | SIP |  |
| | | | | | | P(a) | 0 | 2 | 0 | 2 | P(a) | 50000 | 350000 | 0 | 350000 | | | |
| | | | | | | A | 0 | | | 0 | A | 0 | | | 0 | | | |
| 2 Adoption of Technologies / Infratech to support low carbon transition. | | | | | | Physical Progress | | | | | Financial Progress | | | | | Theme | Fund | Flags |
| Outputs | Output Description | Unit of Measure | Baseline | Baseline Year | Means of verification | 2022 | 2023 | 2024 | EOP | 2022 | 2023 | 2024 | EOP | | | | | |
| 2.1 Strategies designed | Strategy to support low carbon transition including assessment of Technologies. | Strategies (#) | 0 | 2022 | Consulting report | P | 0 | 0 | 1 | 1 | P | 50000 | 150000 | 0 | 200000 | Sustainable Infrastructure | SIP |  |
| | | | | | | P(a) | 0 | 0 | 1 | 1 | P(a) | 50000 | 150000 | 0 | 150000 | | | |
| | | | | | | A | 0 | | | 0 | A | 0 | | | 0 | | | |
| 2.2 Pilot interventions implemented | Pilots implementing Innovative solutions. | Pilots (#) | 0 | 2022 | Pilot report | P | 0 | 0 | 1 | 1 | P | 0 | 100000 | 100000 | 200000 | Sustainable Infrastructure | SIP |  |
| | | | | | | P(a) | 0 | 0 | 1 | 1 | P(a) | 0 | 100000 | 100000 | 200000 | | | |
| | | | | | | A | 0 | | | 0 | A | 0 | | | 0 | | | |
| 2.3 Webinars delivered | Pilots implementing Innovative solutions - Dissemination (webinars, workshops, dissemination material) | Webinars (#) | 0 | 2022 | Webinar minute | P | 0 | 0 | 1 | 1 | P | 0 | 50000 | 50000 | 100000 | Sustainable Infrastructure | SIP |  |
| | | | | | | P(a) | 0 | 0 | 1 | 1 | P(a) | 0 | 50000 | 50000 | 100000 | | | |
| | | | | | | A | 0 | | | 0 | A | 0 | | | 0 | | | |
| 3 Update the National Logistics Plan to meet Zero Decarbonization Target. | | | | | | Physical Progress | | | | | Financial Progress | | | | | Theme | Fund | Flags |
| Outputs | Output Description | Unit of Measure | Baseline | Baseline Year | Means of verification | 2022 | 2023 | 2024 | EOP | 2022 | 2023 | 2024 | EOP | | | | | |
| 3.1 Strategies designed | Update the National Logistics Plan and related plans to meet Decarbonization Target. | Strategies (#) | 0 | 2022 | Consulting report | P | 0 | 0 | 1 | 1 | P | 0 | 300000 | 200000 | 500000 | Sustainable Infrastructure | SIP |  |
| | | | | | | P(a) | 0 | 0 | 1 | 1 | P(a) | 0 | 300000 | 200000 | 500000 | | | |
| | | | | | | A | 0 | | | 0 | A | 0 | | | 0 | | | |

Other Cost

Total Cost

| | 2022 | 2023 | 2024 | Total Cost |
|------|--------------|----------------|--------------|----------------|
| P | \$150,000.00 | \$1,100,000.00 | \$350,000.00 | \$1,600,000.00 |
| P(a) | \$150,000.00 | \$1,100,000.00 | \$350,000.00 | \$1,450,000.00 |
| A | | | | |

 CRF Indicator

 Standard Output Indicator