







Results Matrix

Outcomes		
Outcome:	1 Institutional capacities of the beneficiary countries for the formulation and execution of public policies t management, strengthened.	
Outcome:	2 Dissemination of LAC countries' public debt data, improved.	
		

Outputs: Annual Physical and Financial Progress

1 COMPONENT 1: New instruments for public debt management						Physical Progress					Financial Progress					Theme	Fund	Flags		
Outputs	Output Description	Unit of Measure	Baseline	Baseline Year	Means of verification	2021	2022	2023	2024	EOP	2021	2022	2023	2024	EOP					
1.1 Operational manuals developed	Manual for the implementation of new tools / methodologies for the structuring, optimization and dissemination of	Manuals (#)	0	2021	Link to document published on the LAC Debt Group Website	P	0	1	0	0	1	P	0	70000	0	0	70000	Institutional Development	INS	
						P(a)	0	1	0	0	1	P(a)	0	70000	0	0	70000			
						A						A								
1.2 Strategies designed	Guidelines for the development of strategies for the implementation of new debt management financial mechanisms	Strategies (#)	0	2020	Link to document published on the LAC Debt Group Website	P	0	0	1	0	1	P	0	10000	20000	0	30000	Institutional Development	INS	
						P(a)	0	0	1	0	1	P(a)	0	10000	20000	0	30000			
						A						A								
2 COMPONENT 2: Public debt statistics						Physical Progress					Financial Progress					Theme	Fund	Flags		
Outputs	Output Description	Unit of Measure	Baseline	Baseline Year	Means of verification	2021	2022	2023	2024	EOP	2021	2022	2023	2024	EOP					
2.1 New databases created	Standardized public debt database of LAC countries, updated and available to the public on the LAC Debt Group Website	Databases (#)	0	2021	Link to updated database published on the LAC Debt Group Website	P	0	1	1	1	3	P	0	7500	7500	5000	20000	Institutional Development	INS	
						P(a)	0	1	1	1	3	P(a)	0	7500	7500	5000	20000			
						A						A								
2.2 Virtual platforms improved	Modern mechanism for the dissemination of public debt statistics, developed and implemented	Platforms (#)	0	2021	Link to virtual platform with infographic public debt database, in operation	P	0	1	0	0	1	P	0	50000	0	0	50000	Institutional Development	INS	
						P(a)	0	1	0	0	1	P(a)	0	50000	0	0	50000			
						A						A								
3 COMPONENT 3: Exchange of experiences, training and dissemination of knowledge						Physical Progress					Financial Progress					Theme	Fund	Flags		
Outputs	Output Description	Unit of Measure	Baseline	Baseline Year	Means of verification	2021	2022	2023	2024	EOP	2021	2022	2023	2024	EOP					
3.1 Seminars organized	Annual meetings for the exchange of experiences, validation and dissemination of knowledge, organized	Seminars (#)			Minnutes of the meetings, including agenda and list of participants.	P	0	1	1	1	3	P	0	5000	5000	5000	15000	Institutional Development	INS	
						P(a)	0	1	1	1	3	P(a)	0	5000	5000	5000	15000			
						A						A								

Other Cost
Contingencies
Final Evaluation

	2021	2022	2023	2024	Cost
P	\$0.00	\$0.00	\$0.00	\$5,000.00	\$5,000.00
P(a)	\$0.00	\$0.00	\$0.00	\$5,000.00	\$5,000.00
A					
P	\$0.00	\$0.00	\$0.00	\$10,000.00	\$10,000.00
P(a)	\$0.00	\$0.00	\$0.00	\$10,000.00	\$10,000.00
A					

	2021	2022	2023	2024	Total Cost
P		\$142,500.00	\$32,500.00	\$25,000.00	\$200,000.00
P(a)		\$142,500.00	\$32,500.00	\$25,000.00	\$200,000.00
A					

Total Cost