
















Results Matrix

Outcomes

Outcome:	1 Strengthening of institutional capacities that contribute to promote the sustainable economic growth of Panama iveness and support of emerging sectors						
Indicators	Flags*	Unit of Measure	Baseline	Baseline Year	Means of verification	EOP	
1.1 Implementation plans designed to enable the creation of a regulatory framework		Plans	0.00	2020	Project Execution Report	P	1.00
						P(a)	1.00
						A	
1.2 Monitoring and evaluation plans designed		Plans	0.00	2020	Project Execution Report	P	1.00
						P(a)	1.00
						A	

 CRF Indicator

Outputs: Annual Physical and Financial Progress

Strengthening of institutional capacities for the management of competitiveness public policies						Physical Progress					Financial Progress					Theme	Fund	Flags
Outputs	Output Description	Unit of Measure	Baseline	Baseline Year	Means of verification	2020	2021	2022	EOP	2020	2021	2022	EOP					
1.1 Regulatory frameworks designed	Proposal for regulations for the law on public private associations	Frameworks (#)	0	2020	Project Execution Report	P	1	0	0	1	P	25000	0	0	25000	Institutional Development	INS	
						P(a)	1	0	0	0	P(a)	25000	0	0	0			
						A					A							
1.2 Monitoring and evaluation systems designed	Design of a monitoring system for the National Industrial Competitiveness Program and design of an Observatory of	M&E systems (#)	0	2020	Project Execution Report	P	0	1	0	1	P	0	60000	0	60000	Institutional Development	INS	
						P(a)	0	1	0	1	P(a)	0	60000	0	60000			
						A					A							
1.3 Institutional development plan designed	Design of the National Metrology Infrastructure Implementation Plan	Plans (#)	0	2020	Project Execution Report	P	0	1	0	1	P	0	25000	0	25000	Institutional Development	INS	
						P(a)	0	1	0	1	P(a)	0	25000	0	25000			
						A					A							
1.4 Strategies designed	Design of the National Metrology Infrastructure Implementation Plan	Strategies (#)	0	2020	Project Execution Report	P	1	0	0	1	P	30000	0	0	30000	Institutional Development	INS	
						P(a)	1	0	0	0	P(a)	30000	0	0	0			
						A					A							
2 Strengthening institutional tools for a more diversified economy						Physical Progress					Financial Progress					Theme	Fund	Flags
Outputs	Output Description	Unit of Measure	Baseline	Baseline Year	Means of verification	2020	2021	2022	EOP	2020	2021	2022	EOP					
2.1 Institutional development plan designed	Design of systematization of construction permits in at least 5 municipalities	Plans (#)	0	2020	Project Execution Report	P	0	1	0	1	P	0	50000	0	50000	Institutional Development	INS	
						P(a)	0	1	0	1	P(a)	0	50000	0	50000			
						A					A							
2.2 Regulatory frameworks designed	Proposal for the regulation of the Data Protection Law	Frameworks (#)	0	2020	Project Execution Report	P	1	0	0	1	P	25000	0	0	25000	Institutional Development	INS	
						P(a)	1	0	0	0	P(a)	25000	0	0	0			
						A					A							
2.3 Diagnostics and assessments completed	Situational diagnosis and improvement plan for digital tools that support competitiveness such as digital strategies	Diagnostics (#)	0	2020	Project Execution Report	P	1	0	0	1	P	40000	0	0	40000	Institutional Development	INS	
						P(a)	1	0	0	0	P(a)	40000	0	0	0			
						A					A							
2.4 Diagnostics and assessments completed	Diagnostic of Panama Digital Hub Strategy	Diagnostics (#)	0	2020	Project Execution Report	P	1	0	0	1	P	10000	0	0	10000	Institutional Development	INS	
						P(a)	1	0	0	0	P(a)	10000	0	0	0			
						A					A							
2.5 Regulatory frameworks designed	Proposal for legal reform of the Financial System that includes the regulation of Financial Technology Institutions (Fintech)	Frameworks (#)	0	2020	Project Execution Report	P	0	1	0	1	P	0	25000	0	25000	Institutional Development	INS	
						P(a)	0	1	0	1	P(a)	0	25000	0	25000			
						A					A							
2.6 Tools designed/strengthened	Design of instruments to support research at INDICATIC	Tools (#)	0	2020	Project Execution Report	P	0	0	1	1	P	0	15000	0	15000	Institutional Development	INS	
						P(a)	0	0	1	1	P(a)	0	15000	0	15000			
						A					A							
2.7 Tools designed/strengthened	Design of evaluation instruments for the Interinstitutional Tourism Cabinet and the International Tourism Promotion	Tools (#)	0	2020	Project Execution Report	P	0	0	1	1	P	0	7500	0	7500	Institutional Development	INS	
						P(a)	0	0	1	1	P(a)	0	7500	0	7500			
						A					A							
2.8 Tools designed/strengthened	Design of instruments for the implementation of international criteria in quality of touristic activities	Tools (#)	0	2020	Project Execution Report	P	0	0	1	1	P	0	7500	0	7500	Institutional Development	INS	
						P(a)	0	0	1	1	P(a)	0	7500	0	7500			
						A					A							
3 Monitoring, evaluation and communication						Physical Progress					Financial Progress					Theme	Fund	Flags
Outputs	Output Description	Unit of Measure	Baseline	Baseline Year	Means of verification	2020	2021	2022	EOP	2020	2021	2022	EOP					
3.1 Impact evaluations designed	Impact indicator evaluations	Evaluations (#)	0	2020	Project Execution Report	P	0	0	1	1	P	0	0	10000	10000	Institutional Development	INS	
						P(a)	0	0	1	1	P(a)	0	0	10000	10000			
						A					A							
3.2 Discussion papers developed	Discussion paper developed	Papers (#)	0	2020	Document	P	0	1	1	2	P	0	2000	2000	4000	Institutional Development	INS	
						P(a)	0	1	1	2	P(a)	0	2000	2000	4000			
						A					A							
3.3 Workshops organized	Workshops organized	Workshops (#)	0	2020	Agendas and minutes of workshops	P	1	3	1	5	P	1500	3000	1500	6000	Institutional Development	INS	
						P(a)	1	3	1	4	P(a)	1500	3000	1500	4500			
						A					A							
3.4 Policy dialogue events organized	Multisectorial dialogues between the public and private sectors	Events (#)	0	2020	Minutes with members who joined the dialogue	P	1	5	4	10	P	1000	7000	2000	10000	Institutional Development	INS	
						P(a)	1	5	4	9	P(a)	1000	7000	2000	9000			
						A					A							

Other Cost

Total Cost

	2020	2021	2022	Total Cost
P	\$132,500.00	\$202,000.00	\$15,500.00	\$350,000.00
P(a)	\$132,500.00	\$202,000.00	\$15,500.00	\$217,500.00
A				

 CRF Indicator

 Standard Output Indicator