


Results Matrix








Outcomes

Outcome:

1 Support for the design of operation HO-L1221, which aims to improve the employability of youth in



Outputs: Annual Physical and Financial Progress

1 Design of proposal for a scheme for the delivery of monetary and non-monetary incentives with a gender perspective.						Physical Progress					Financial Progress							
Outputs	Output Description	Unit of Measure	Baseline	Baseline Year	Means of verification		2022	2023	2024	EOP		2022	2023	2024	EOP	Theme	Fund	Flags
1.1 Project proposal developed	Technical and operational proposal design of a system to deliver transfers	Proposals (#)	0	2021	Technical and operational proposal prepared	P	0	1	0	1	P	50000	25000	0	75000	Labor Markets	SOC	
						P(a)	0	1	0	0	P(a)	50000	25000	0	75000			
						A					A							
1.2 Operational manuals developed	Preparation of delivery protocol and Operating Manual	Manuals (#)	0	2021	Operations Manual Prepared	P	1	0	0	1	P	15000	0	0	15000	Labor Markets	SOC	
						P(a)	1	0	0	1	P(a)	15000	0	0	15000			
						A					A							
1.3 Institutional capacity analysis conducted	Institutional capacity analysis	Assessments (#)	0	2021	PACI completed	P	1	0	0	1	P	15000	0	0	15000	Labor Markets	SOC	
						P(a)	1	0	0	1	P(a)	15000	0	0	15000			
						A					A							
1.4 Tools designed/strengthened	Design of a labor intermediation service focusing on young women	Tools (#)	0	2021	Design of a labor intermediation service focusing on young women prepared	P	0	1	0	1	P	10000	10000	0	20000	Labor Markets	SOC	
						P(a)	0	1	0	0	P(a)	10000	10000	0	20000			
						A					A							
1.5 Gender assessment completed	Study / analysis of gender imbalance in priority sectors: identification of occupations that reflect gender differences	Assessments (#)	0	2021	Study / analysis of gender imbalance in priority sectors prepared	P	0	1	1	2	P	5000	10000	0	15000	Labor Markets	SOC	
						P(a)	0	1	1	0	P(a)	5000	10000	0	15000			
						A					A							
2 Diagnosis of the current state of the BTPs						Physical Progress					Financial Progress							
Outputs	Output Description	Unit of Measure	Baseline	Baseline Year	Means of verification		2022	2023	2024	EOP		2022	2023	2024	EOP	Theme	Fund	Flags
2.1 Diagnostics and assessments completed	Diagnosis of the current state of the training of teachers who teach the BTPs in regards to technical and socio-emotional competencies	Diagnostics (#)	0	2021	Diagnosis finalized and presented to counterpart	P	1	0	0	1	P	20000	5000	0	25000	Labor Markets	SOC	
						P(a)	1	0	0	1	P(a)	20000	5000	0	25000			
						A					A							
3 Monitoring and tracking for secondary education and professional training						Physical Progress					Financial Progress							
Outputs	Output Description	Unit of Measure	Baseline	Baseline Year	Means of verification		2022	2023	2024	EOP		2022	2023	2024	EOP	Theme	Fund	Flags
3.1 Monitoring and evaluation systems designed	Monitoring and follow-up system for Middle Education segment (EM) and Technical Training (FP) graduates designed	M&E systems (#)	0	2021	Design of a monitoring and follow-up system prepared	P	0	1	0	1	P	0	25000	0	25000	Labor Markets	SOC	
						P(a)	0	1	0	0	P(a)	0	25000	0	25000			
						A					A							

Other Cost
Imprevistos

	2022	2023	2024	Cost
P	\$0.00	\$10,000.00	\$0.00	\$10,000.00
P(a)	\$0.00	\$10,000.00	\$0.00	\$10,000.00
A				

Total Cost

	2022	2023	2024	Total Cost
P	\$115,000.00	\$85,000.00		\$200,000.00
P(a)	\$115,000.00	\$85,000.00		\$200,000.00
A				