





Results Matrix

Outcomes

Outcome: 1 Contribute to a critical examination the EQIP II by collecting and analyzing information about activities, outcomes.

CRF Indicator

Outputs: Annual Physical and Financial Progress

1 Quantitative Evaluation of STEAM Teachers						Physical Progress						Financial Progress						Theme	Fund	Flags
Outputs	Output Description	Unit of Measure	Baseline	Baseline Year	Means of verification	2019	2020	2021	2022	EOP	2019	2020	2021	2022	EOP					
1.1 Impact evaluations designed	Instruments designed	Evaluations (#)	0	2019	Evaluation report	P	0	1	0	0	1	P	0	30000	0	0	30000	Education	SOC	
						P(a)	0	1	0	0	1	P(a)	0	30000	0	0	30000			
						A	0				0	A								
1.2 Baseline collected		Baselines (#)	0	2019	Database	P	0	0	0	1	1	P	0	0	0	40000	40000	Education	SOC	
						P(a)	0	0	0	1	1	P(a)	0	0	0	40000	40000			
						A						A								
2 Qualitative Evaluation of STEAM Teachers						Physical Progress						Financial Progress						Theme	Fund	Flags
Outputs	Output Description	Unit of Measure	Baseline	Baseline Year	Means of verification	2019	2020	2021	2022	EOP	2019	2020	2021	2022	EOP					
2.1 Process evaluations conducted	Qualitative Video Study	Evaluation Final Report (#)	0	2019	Evaluation report	P	0	0	0	1	1	P	0	0	0	70000	70000	Education	SOC	
						P(a)	0	0	0	1	1	P(a)	0	0	0	70000	70000			
						A						A								
3 Dissemination of EQIP II						Physical Progress						Financial Progress						Theme	Fund	Flags
Outputs	Output Description	Unit of Measure	Baseline	Baseline Year	Means of verification	2019	2020	2021	2022	EOP	2019	2020	2021	2022	EOP					
3.1 Policy briefs completed	Briefs Developed	Briefs (#)	0	2019	Briefs	P	0	0	1	0	1	P	0	0	5000	0	5000	Education	SOC	
						P(a)	0	0	1	0	1	P(a)	0	0	5000	0	5000			
						A						A								
3.2 Methodologies designed/strengthened	publication	Methodologies (#)	0	2019	Progress report	P	0	0	0	1	1	P	0	0	0	5000	5000	Education	SOC	
						P(a)	0	0	0	1	1	P(a)	0	0	0	5000	5000			
						A						A								

Other Cost

Total Cost

CRF Indicator

Standard Output Indicator

	2019	2020	2021	2022	Total Cost
P		\$30,000.00	\$5,000.00	\$115,000.00	\$150,000.00
P(a)		\$30,000.00	\$5,000.00	\$115,000.00	\$150,000.00
A					