







Results Matrix

Outcomes

Outcome:	1 Public-private origination opportunities to promote southern cone countries sustainable and inclusive d disseminated
----------	--

 CRF Indicator

Outputs: Annual Physical and Financial Progress

1 Public-private articulation to promote Vision 2025 in CSC.						Physical Progress					Financial Progress					Theme	Fund	Flags		
Outputs	Output Description	Unit of Measure	Baseline	Baseline Year	Means of verification	2022	2023	2024	2025	EOP	2022	2023	2024	2025	EOP					
1.1 Diagnostics and assessments completed	In-depth study on market opportunities related to silver economy in Argentina, Chile, Paraguay and Uruguay is conducted	Diagnostics (#)	0	2022	Study on market opportunities related to silver economy in CSC received and approved by the TL	P	0	0	0	1	1	P	0	0	35000	35000	70000	Private Sector	W2F	
						P(a)	0	0	0	1	1	P(a)	0	0	35000	35000	70000			
						A						A								
1.2 Diagnostics and assessments completed	Study on strategic positioning of the Southern Cone as a global exporter of green Hydrogen and its derivatives	Diagnostics (#)	0	2022	Study on the strategic positioning of the Southern Cone as a global exporter of green Hydrogen and its derivatives received and approved by the TL	P	0	0	1	0	1	P	0	0	56000	24000	80000	Sustainable Energy and Climate Change	W2F	
						P(a)	0	0	1	0	1	P(a)	0	0	56000	24000	80000			
						A						A								
1.3 Diagnostics and assessments completed	Proposal for the creation of the Ambar taxonomy to identify the level of levels of industry readiness for adopting Chile	Diagnostics (#)	0	2022	Chile's ambar taxonomy proposal document received and approved by the TL	P	0	1	0	0	1	P	0	0	30000	40000	70000	Sustainable Energy and Climate Change	W2F	
						P(a)	0	1	0	0	1	P(a)	0	0	30000	40000	70000			
						A						A								
1.4 Diagnostics and assessments completed	Study to measure and characterize the gaps faced by Afro-Brazilians and SMEs led by Afro-Brazilians for access to specific	Diagnostics (#)	0	2022	Study to quantify and characterize gaps in access of Afro-Brazilians to digital services received and approved by the TL	P	0	10	0	1	11	P	0	50000	0	0	50000	Gender and Diversity	W2E	
						P(a)	0	0	0	1	1	P(a)	0	50000	0	0	50000			
						A						A								
2 Knowledge dissemination						Physical Progress					Financial Progress									
Outputs	Output Description	Unit of Measure	Baseline	Baseline Year	Means of verification	2022	2023	2024	2025	EOP	2022	2023	2024	2025	EOP	Theme	Fund	Flags		
2.1 Technical notes created	Technical notes systematizing the acquired knowledge	Notes (#)	0	2022	Technical note completed, diagrammed and edited, delivered and approved by the TL	P	0	0	0	1	1	P	0	0	0	14000	14000	Sustainable Energy and Climate Change	W2F	
						P(a)	0	0	0	1	1	P(a)	0	0	0	14000	14000			
						A						A								
2.2 Workshops organized	Dissemination events to disseminate the generated knowldege	Workshops (#)	0	2022	Event participants list – for each event	P	0	0	0	4	4	P	0	0	0	16000	16000	Sustainable Energy and Climate Change	W2F	
						P(a)	0	0	0	4	4	P(a)	0	0	0	16000	16000			
						A						A								

Other Cost

Total Cost

	2022	2023	2024	2025	Total Cost
P		\$50,000.00	\$121,000.00	\$129,000.00	\$300,000.00
P(a)		\$50,000.00	\$121,000.00	\$129,000.00	\$300,000.00
A					

 CRF Indicator  Standard Output Indicator