







Results Matrix

Outcomes												
Outcome:	1 Woman and Men farmers implement sustainable, inclusive agroforestry and farming activities.											
Indicators	Flags*	Unit of Measure	Baseline	Baseline Year	Means of verification		2021	2022	2023	2024	EOP	
1.1 # of Women beneficiaries of economic empowerment initiatives.		# of women	0.00	2021	Records of trained women and indigenous women who implement sustainable agricultural methods	P	0.00	1,000.00	1,000.00	0.00	2,000.00	
						P(a)	0.00	1,000.00	1,000.00	0.00	2,000.00	
						A						
1.2 # of Agricultural Sector players trained (men and women) that implement a minimum set of climate-smart		Individuals (#)	0.00	2021	Records of women and men trained that implement a minimum set of climate-smart agriculture practices	P	0.00	1,500.00	1,500.00	0.00	3,000.00	
						P(a)	0.00	1,500.00	1,500.00	0.00	3,000.00	
						A						
1.3 Habitat that is sustainably managed using ecosystem-based approaches.		hectares	0.00	2021	Reports with the hectares under implementation of ecosystem-based approaches	P	0.00	0.00	8,000.00	2,000.00	10,000.00	
						P(a)	0.00	0.00	8,000.00	2,000.00	10,000.00	
						A						
1.4 Farmers (men and women) accessing agricultural advisory or financial services from public and private sector service		Individuals (#)	0.00	2021	List of farmers disaggregated by gender, that access financial services	P	0.00	1,250.00	1,250.00	0.00	2,500.00	
						P(a)	0.00	1,250.00	1,250.00	0.00	2,500.00	
						A						
Outcome:	2 Alignment of the operational portfolio of the agroforestry and agricultural sector with the country's National Determined Contribution (NDC)											
Indicators	Flags*	Unit of Measure	Baseline	Baseline Year	Means of verification		2021	2022	2023	2024	EOP	
2.1 The Bank's agroforestry and agricultural operations address gender-sensitive climate considerations.		No.	0.00	2021	Agroforestry and agricultural operations documents reviewed and approved	P	0.00	2.00	2.00	0.00	4.00	
						P(a)	0.00	2.00	2.00	0.00	4.00	
						A						
												

Outputs: Annual Physical and Financial Progress

1 Technical assistance for access to results-based payments.						Physical Progress					Financial Progress					Theme	Fund	Flags		
Outputs	Output Description	Unit of Measure	Baseline	Baseline Year	Means of verification	2021	2022	2023	2024	EOP	2021	2022	2023	2024	EOP					
1.1 Annual reports published	Monitoring, reporting and verification of emission reductions resulting from the implementation of REDD+ activities	Reports (#)	1	2020	Revised and approved report.	P	0	0	1	0	1	P	0	30000	60000				10000	100000
						P(a)	0	0	1	0	1	P(a)	0	30000	60000				10000	100000
						A						A								
2 Institutional and local strengthening for the development of sustainable and inclusive agricultural programs.						Physical Progress					Financial Progress									
Outputs	Output Description	Unit of Measure	Baseline	Baseline Year	Means of verification	2021	2022	2023	2024	EOP	2021	2022	2023	2024	EOP	Theme	Fund	Flags		
2.1 Participants attending events	# of participants (women and men) in workshops/events (disaggregated by topic and gender)	Individuals (#)	0	2021	Attendance and participation lists signed by participants in training/exchange events.	P	0	625	625	0	1250	P	0	22500	17500	0	40000	Agricultural Productivity and Food Security	MAG	
						P(a)	0	625	625	0	1250	P(a)	0	22500	17500	0	40000			
						A						A								
2.2 Public and private institutions trained for design, investments and/or implementation on bankable low carbon, resilient sustainable infrastructure projects		Number (#)	0	2021	Training reports reviewed and validated.	P	0	0	10	0	10	P	0	0	20000	0	20000	Agricultural Productivity and Food Security	ACL	
						P(a)	0	0	10	0	10	P(a)	0	0	20000	0	20000			
						A						A								
2.3 Farmers (men and Women) accessing technical assistance		Individuals (#)	0	2021	Reports of the technical assistance for farmers (disaggregated by gender)	P	0	625	625	0	1250	P	0	22500	17500	0	40000	Agricultural Productivity and Food Security	MAG	
						P(a)	0	625	625	0	1250	P(a)	0	22500	17500	0	40000			
						A						A								
3 Technical and financial assistance to small agricultural producers.						Physical Progress					Financial Progress									
Outputs	Output Description	Unit of Measure	Baseline	Baseline Year	Means of verification	2021	2022	2023	2024	EOP	2021	2022	2023	2024	EOP	Theme	Fund	Flags		
3.1 Individuals Trained	# of participants (women and men) in capacity building activities related to sustainable land management	Individuals (#)	0	2021	Signed participation and attendance lists of people who complete capacity building activities.	P	0	1250	1250	0	2500	P	0	52500	57500	15000	125000	Agricultural Productivity and Food Security	MAG	
						P(a)	0	1250	1250	0	2500	P(a)	0	52500	57500	15000	125000			
						A						A								
4 Alignment of the operational portfolio of the agroforestry and agricultural sector with the country's NDC.						Physical Progress					Financial Progress									
Outputs	Output Description	Unit of Measure	Baseline	Baseline Year	Means of verification	2021	2022	2023	2024	EOP	2021	2022	2023	2024	EOP	Theme	Fund	Flags		
4.1 Technical notes created	Progress reports that comply with addressing climate change and gender considerations in the Bank's operational	Notes (#)	0	2021	Revised and approved documents containing progress.	P	0	1	1	0	2	P	0	37500	37500	0	75000	Agricultural Productivity and Food Security	ACL	
						P(a)	0	1	1	0	2	P(a)	0	37500	37500	0	75000			
						A						A								

Other Cost

Total Cost

	2021	2022	2023	2024	Total Cost
P		\$165,000.00	\$210,000.00	\$25,000.00	\$400,000.00
P(a)		\$165,000.00	\$210,000.00	\$25,000.00	\$400,000.00
A					