








Results Matrix

Outcomes

Outcome:	1 Strengthening institutional capacity to promote green innovation in Panama									
Indicators	Flags*	Unit of Measure	Baseline	Baseline Year	Means of verification		2021	2022	2023	EOP
1.1 Methodologies designed/strengthened		Methodologies (#)	0.00	2021	Project Execution Report	P	0.00	1.00	0.00	1.00
						P(a)	0.00	1.00	0.00	1.00
						A				
1.2 Tools designed/strengthened		Tools (#)	0.00	2021	Project Execution Report	P	0.00	1.00	0.00	1.00
						P(a)	0.00	1.00	0.00	1.00
						A				

 CRF Indicator

Outputs: Annual Physical and Financial Progress

1 Institutional Strengthening of SENACYT to take advantage of green innovation						Physical Progress					Financial Progress							
Outputs	Output Description	Unit of Measure	Baseline	Baseline Year	Means of verification		2021	2022	2023	EOP		2021	2022	2023	EOP	Theme	Fund	Flags
1.1 Methodologies designed/strengthened	Development of an evaluation methodology to measure the potencial impact of innovation projects on climate	Methodologies (#)	0	2021	Project Execution Report	P	0	1	0	1	P	0	50000	0	50000	Institutional Development	INS	
						P(a)	0	1	0	1	P(a)	0	50000	0	50000			
						A	0			0	A	0			0			
1.2 Training workshops delivered	Workshops and trainings for the development of capacities for the selection, execution and evaluation of	Workshops (#)	0	2021	Project Execution Report	P	0	0	1	1	P	0	0	10000	10000	Institutional Development	INS	
						P(a)	0	0	1	1	P(a)	0	0	10000	10000			
						A	0			0	A	0			0			
2 Design of instruments for green innovation						Physical Progress					Financial Progress							
Outputs	Output Description	Unit of Measure	Baseline	Baseline Year	Means of verification		2021	2022	2023	EOP		2021	2022	2023	EOP	Theme	Fund	Flags
2.1 Tools designed/strengthened	Design of instruments to promote green innovation such as calls for proposals for green Research, Development and Innovation	Tools (#)	0	2021	Project Execution Report	P	0	1	0	1	P	0	70000	0	70000	Institutional Development	SUS	
						P(a)	0	1	0	1	P(a)	0	70000	0	70000			
						A	0			0	A	0			0			
2.2 Training workshops delivered	Workshops and trainings for the development of capacities for the selection, execution and evaluation of	Workshops (#)	0	2021	Project Execution Report	P	0	0	1	1	P	0	0	10000	10000	Institutional Development	SUS	
						P(a)	0	0	1	1	P(a)	0	0	10000	10000			
						A	0			0	A	0			0			
3 Communication and dissemination						Physical Progress					Financial Progress							
Outputs	Output Description	Unit of Measure	Baseline	Baseline Year	Means of verification		2021	2022	2023	EOP		2021	2022	2023	EOP	Theme	Fund	Flags
3.1 Training workshops delivered	Training for SENACYT employees to promote the application of social innovation as a tool to solve problems and find solutions	Workshops (#)	0	2021	Project Execution Report	P	0	0	1	1	P	0	0	2500	2500	Institutional Development	INS	
						P(a)	0	0	1	1	P(a)	0	0	2500	2500			
						A	0			0	A	0			0			
3.2 Workshops organized	Disemination of evaluation methodologies and instruments for call of proposals of innovation projects	Workshops (#)	0	2021	Project Execution Report	P	0	0	1	1	P	0	0	2500	2500	Institutional Development	INS	
						P(a)	0	0	1	1	P(a)	0	0	2500	2500			
						A	0			0	A	0			0			
3.3 Presentations delivered	Presentations of the studies financed with this TC	Presentations (#)	0	2021	Project Execution Report	P	0	0	1	1	P	0	0	15000	15000	Institutional Development	INS	
						P(a)	0	0	1	1	P(a)	0	0	15000	15000			
						A	0			0	A	0			0			

Other Cost

Total Cost

	2021	2022	2023	Total Cost
P		\$120,000.00	\$40,000.00	\$160,000.00
P(a)		\$120,000.00	\$40,000.00	\$160,000.00
A				

 CRF Indicator

 Standard Output Indicator