






Results Matrix

Outcomes

Outcome:	1 Qualitative dashboard that maps transparency and integrity policies promoted by the IDB into qualitative acrofiscal outcomes
Outcome:	2 Track the progress of all transparency and integrity loan programs by the IDB using the dashboard and or knowledge documents
Outcome:	3 Generation of knowledge that will serve to strengthen the provision of technical assistance to IDB member

 CRF Indicator

Outputs: Annual Physical and Financial Progress

1 Dashboard of Transparency and Integrity Policy Developments						Physical Progress				Financial Progress						
Outputs	Output Description	Unit of Measure	Baseline	Baseline Year	Means of verification		2022	2023	EOP		2022	2023	EOP	Theme	Fund	Flags
1.1 New databases created	Compilation of relevant data, including algorithmic processes for cleaning, automated updating, and the estimation of	Databases (#)	0	2021	Dataset approved by the Bank	P	1	0	1	P	45000	0	45000	Institutional Development	CTY	
						P(a)	1	0	1	P(a)	45000	0	45000			
						A				A						
1.2 Tools designed/strengthened	Design and implementation of the dashboard of transparency and integrity policy developments	Tools (#)	0	2021	Final testing of the Dashboard	P	0	1	1	P	30000	35000	65000	Institutional Development	CTY	
						P(a)	0	1	1	P(a)	30000	35000	65000			
						A				A						
2 Generation of knowledge that will serve to strengthen the provision of technical assistance to IDB member countries						Physical Progress				Financial Progress						
Outputs	Output Description	Unit of Measure	Baseline	Baseline Year	Means of verification		2022	2023	EOP		2022	2023	EOP	Theme	Fund	Flags
2.1 Working Papers prepared	Technical Note that will contribute to fill existing knowledge gaps, inform evidence-based policymaking and policy	Papers (#)	0	2021	Final version of the document approved by the Bank	P	2	0	2	P	80000	0	80000	Institutional Development	CTY	
						P(a)	2	0	2	P(a)	80000	0	80000			
						A				A						
2.2 Workshops organized	Dissemination workshops between IDB specialists, the scientific committee, government officials, and representatives	Workshops (#)	0	2021	Final TCM Report	P	0	2	2	P	0	10000	10000	Institutional Development	CTY	
						P(a)	0	2	2	P(a)	0	10000	10000			
						A				A						

Other Cost

Total Cost

	2022	2023	Total Cost
P	\$155,000.00	\$45,000.00	\$200,000.00
P(a)	\$155,000.00	\$45,000.00	\$200,000.00
A			