






Results Matrix

Outcomes

Outcome:	1 Information and knowledge generated to support decision-making to Contribute to the Clousure of Poverty and Inequality Gaps in the Urban Mobility of Latin America and the Caribbean									
Indicators	Flags*	Unit of Measure	Baseline	Baseline Year	Means of verification		2020	2021	2022	EOP
1.1 Information and knowledge generated to support decision-making to Contribute to the Clousure of Poverty and Inequality		Information generated	0.00	2020	information and knowledge generated to contribute to clousure of poverty and inequality gaps in I AC.	P	0.00	0.00	4.00	4.00
						P(a)	0.00	0.00	4.00	4.00
						A				

 CRF Indicator

Outputs: Annual Physical and Financial Progress

1 Knowledge generation						Physical Progress					Financial Progress					Theme	Fund	Flags
Outputs	Output Description	Unit of Measure	Baseline	Baseline Year	Means of verification	2020	2021	2022	EOP	2020	2021	2022	EOP					
1.1 Technical notes created	Research and technical studies aimed at strengthening social inclusion, gender equity, diversity and	Notes (#)	0	2020	Approval of report and its content by the beneficiary countries	P	0	1	2	3	P	45000	15000	0	60000	Social Development	INF	
						P(a)	0	1	2	3	P(a)	45000	15000	0	15000			
						A					A							
1.2 Ex ante and/or ex post evaluations		Notes (#)	0	2020	Approval of report and its content by the beneficiary countries	P	0	2	0	2	P	40000	0	0	40000	Social Development	INF	
						P(a)	0	2	0	2	P(a)	40000	0	0	0			
						A					A							
1.3 Monographs developed	Publications (monography style) documenting the sources and causes of social exclusion in the transport system, best	Monographs (#)	0	2020	Approval of report and its content by the beneficiary countries	P	0	0	1	1	P	15000	0	0	15000	Social Development	INF	
						P(a)	0	0	1	1	P(a)	15000	0	0	0			
						A					A							
1.4 Tools designed/strengthened	Development of tools in projects that contribute to poverty reduction	Tools (#)	0	2020	Approval of report and its content by the beneficiary countries	P	0	0	1	1	P	0	30000	0	30000	Social Development	INF	
						P(a)	0	0	1	1	P(a)	0	30000	0	30000			
						A					A							
2 Support for the application of knowledge about poverty and inequality at operational level						Physical Progress					Financial Progress					Theme	Fund	Flags
Outputs	Output Description	Unit of Measure	Baseline	Baseline Year	Means of verification	2020	2021	2022	EOP	2020	2021	2022	EOP					
2.1 Pilot initiatives		Notes (#)	0	2020	Approval of report and its content by the beneficiary countries	P	0	3	0	3	P	60000	0	0	60000	Social Development	INF	
						P(a)	0	3	0	3	P(a)	60000	0	0	0			
						A					A							
2.2 Updated / raised variables (Observatory)		Notes (#)	0	2020	Approval of report and its content by the beneficiary countries	P	0	0	3	3	P	40000	0	0	40000	Social Development	INF	
						P(a)	0	0	3	3	P(a)	40000	0	0	0			
						A					A							
3 Dialogue and Institutional Strengthening						Physical Progress					Financial Progress					Theme	Fund	Flags
Outputs	Output Description	Unit of Measure	Baseline	Baseline Year	Means of verification	2020	2021	2022	EOP	2020	2021	2022	EOP					
3.1 Conferences organized	the development of instances of policy dialogue with key decision makers (national and local governments)	Conferences (#)	0	2020	Approval of report and its content by the beneficiary countries	P	0	3	0	3	P	30000	0	0	30000	Social Development	INF	
						P(a)	0	3	0	3	P(a)	30000	0	0	0			
						A					A							

Other Cost

Total Cost

	2020	2021	2022	Total Cost
P	\$230,000.00	\$45,000.00		\$275,000.00
P(a)	\$230,000.00	\$45,000.00		\$45,000.00
A				