




Results Matrix

Outcomes

Outcome:	1 Promote national and regional dialogue to strengthen the adjustment of hybrid teaching models									
Indicators	Flags*	Unit of Measure	Baseline	Baseline Year	Means of verification		2021	2022	2023	EOP
1.1 Percentage of participants that report that the country's capacity to implement hybrid education models was		%	0.00	2020	Post workshop survey results	P	70.00	70.00		70.00
						P(a)				
						A				
Outcome:	2 Pilot and record hybrid education models that are innovative, flexible and of quality									
Indicators	Flags*	Unit of Measure	Baseline	Baseline Year	Means of verification		2021	2022	2023	EOP
2.1 Downloads technical note systematizing the pilot experiences in hybrid education		#	0.00	2021	Technical note recorded downloads	P	0.00	0.00	1,500.00	1,500.00
						P(a)				
						A				

 CRF Indicator

Outputs: Annual Physical and Financial Progress

1 Inter-ministerial dialogue						Physical Progress					Financial Progress					Theme	Fund	Flags
Outputs	Output Description	Unit of Measure	Baseline	Baseline Year	Means of verification	2021	2022	2023	EOP	2021	2022	2023	EOP					
1.1 Seminars organized	virtual workshops for the co-creation and adaptation of hybrid education models at the national level with educational authorities	Seminars (#)	0	2021	List of participants	P	2	2	0	4	P	30000	70000	0	100000	Education	SOC	
						P(a)	2	2	0	2	P(a)	30000	70000	0	70000			
						A					A							
1.2 Diagnostic reports		AM (#)	0	2021	Seminar presentations	P	2	2	0	4	P	50000	50000	0	100000	Education	SOC	
						P(a)	2	2	0	2	P(a)	50000	50000	0	50000			
						A					A							
2 Hybrid education field trials						Physical Progress					Financial Progress					Theme	Fund	Flags
Outputs	Output Description	Unit of Measure	Baseline	Baseline Year	Means of verification	2021	2022	2023	EOP	2021	2022	2023	EOP					
2.1 Pilot interventions implemented	hybrid education models pilots that combine educational recovery (short term) with the transformation of the system (medium term)	Pilots (#)	0	2021	Learning material	P	0	1	1	2	P	25000	100000	75000	200000	Education	SOC	
						P(a)	0	1	1	2	P(a)	25000	100000	75000	175000			
						A					A							
2.2 Technical notes created	Field trial systematization and evaluation	Notes (#)	0	2021	Technical note	P	0	0	1	1	P	0	0	50000	50000	Education	SOC	
						P(a)	0	0	1	1	P(a)	0	0	50000	50000			
						A					A							

Other Cost

Total Cost

	2021	2022	2023	Total Cost
P	\$105,000.00	\$220,000.00	\$125,000.00	\$450,000.00
P(a)	\$105,000.00	\$220,000.00	\$125,000.00	\$345,000.00
A				

 CRF Indicator

 Standard Output Indicator