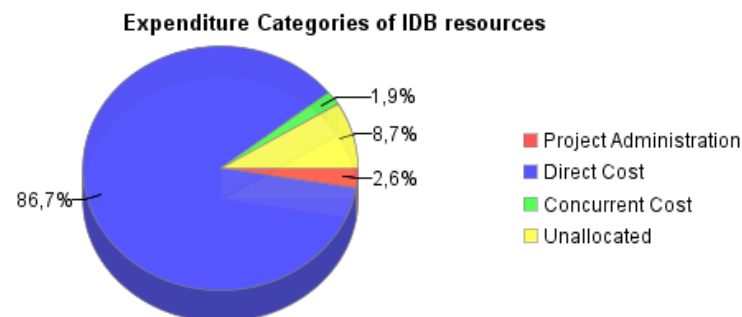
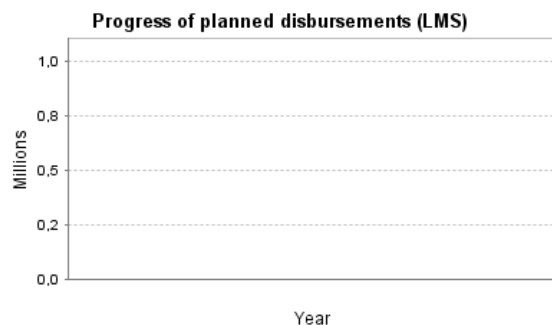
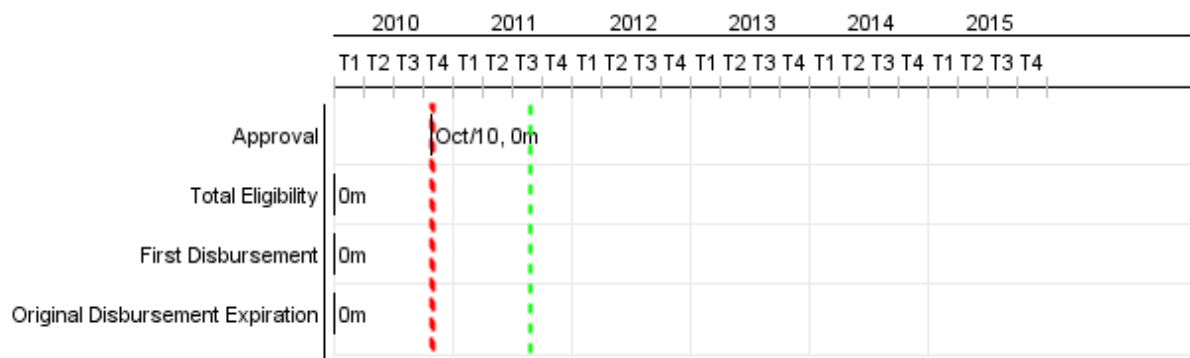


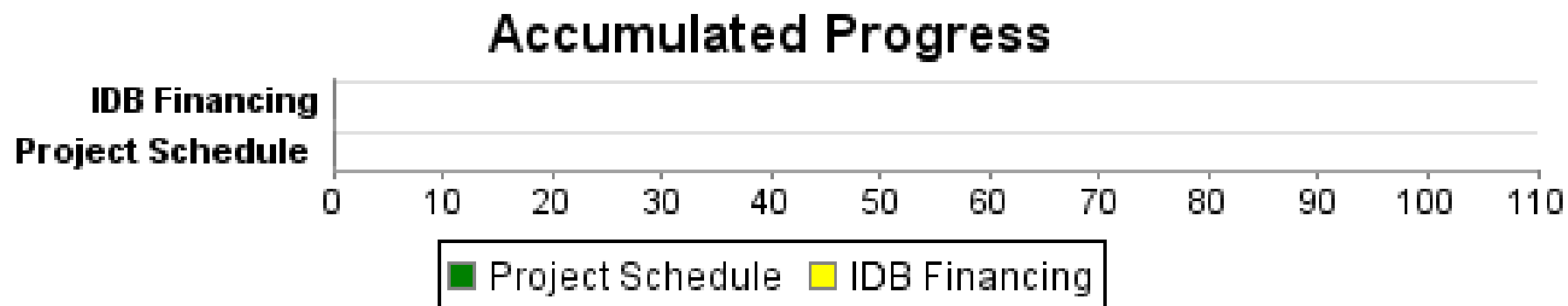
## Summary Report

Basic Data		Available Funds (US\$)		Total Cost and Source	
Executing Agency (EA):	Guyana Water Incorporated				
Sector:	WATER AND SANITATION-WATER SUPPLY				
Loan Number(s):	2428/BL-GY	Current Approved Amount:	9.500.000,00	Original IDB:	9.500.000,00
Stage:	Approved	Disbursed Amount to Date:		Current IDB:	9.500.000,00
Operation Type:	INV - Investment	% Disbursed:		Pari-passu:	
Related Operation(s):	GY-P1007, RG-P1400	Balance:	9.500.000,00	Co-Financing/Country:	500.000,00
Operation Subtype:	ESP - Specific Investment Operation			Original Estimate:	10.000.000,00
				Amortization Period (months):	288

Project Environmental and Social Impact Category	Reformulation	Validation
Project Environmental and Social Impact Category: B	( ) Was the objective(s) of this project reformulated?	Validated by Division Chief: Mar 24, 2011 Validated by Country Representative: Apr 13, 2011



**Accumulated Progress as of 2010**



## Outcomes

**Outcome:** Georgetown sewerage system performance improved

Indicator	Unit of Measure	Baseline	Baseline Year		2011	2012	2013	2014	2015	End of project
People served by an improved sewerage system	People		2010	P A				34.000,00	18.000,00	52.000,00

**Outcome:** GWI capacity to Operate and Maintain assets increased

Indicator	Unit of Measure	Baseline	Baseline Year		2011	2012	2013	2014	2015	End of project
Staff- hours spent on preventive maintenance activities per year	Hours	8.017,00	2009	P A	8.017,00	8.017,00	9.220,00	10.602,00	12.193,00	12.193,00

**Outcome:** Energy use in Guyana Water Incorporated (GWI) improved

Indicator	Unit of Measure	Baseline	Baseline Year		2011	2012	2013	2014	2015	End of project
Energy consumption in 12 pilot facilities	MWh/year	3.300,00	2009	P A	3.300,00	3.000,00	2.900,00	2.700,00	2.600,00	2.600,00

**Outcome:** Water-related Neglected Tropical Diseases controlled and, where feasible, eliminated in Region 4

Indicator	Unit of Measure	Baseline	Baseline Year		2011	2012	2013	2014	2015	End of project
Soil-Transmitted Helminthiasis (STH) and Lymphatic filariasis (LF) prevalence estimated	Assessments		2010	P A	1,00		1,00		1,00	3,00
Prevalence of Lymphatic filariasis (LF) infection	% of population infected	20,00	2001	P A	5,00		2,00		1,00	1,00
Prevalence of Soil-Transmitted Helminthiasis (STH) infection	% of population infected	25,00	2009	P A	25,00		16,00		10,00	10,00
% of surveyed individuals who know key facts about the diseases (e.g. their causes and symptoms) and about MDA (e.g. that it is harmless, free, targeted at the entire population etc.)	% of people		2009	P A	40,00		60,00		80,00	80,00

## Outputs: 2010 Annual Physical and Financial Progress 2010

Description	Unit of Measure	Physical				Financial			
		Planned	Actual	Accumulated units	EOP units	Planned	Actual	Accumulated costs	EOP costs
<b>Rehabilitation of Georgetown s sewerage system</b>									
Ring main replaced	Kilometers				5,50				3.413.871,00
Delivery mains replaced	Kilometers				6,00				426.399,00
Sewerage pumps (purchased and) installed	Pumps installed				24,00				1.799.938,00
Existing sewerage pumps installed	Existing pumps installed				9,00				68.186,00
Gravity street sewers assessed	Sewer basins				1,00				551.769,00
Pumping stations rehabilitated	Pumping stations				9,00				145.741,00
Gravity street sewers rehabilitated	Meters				200,00				116.622,00
Combination sewerage tanker in function (OJO)	Tankers				1,00				150.000,00
<b>Institutional strengthening of Guyana Water Inc. (GWI)</b>									
Asset management strategy developed	Strategies				1,00				150.000,00
Training sessions performed within GWI on wastewater management and energy efficiency	Training sessions				10,00				142.000,00
Schools where awareness campaign has been completed	Schools				20,00				35.000,00
Seminars for hotel and restaurant owners carried out	Seminars				10,00				18.000,00
<b>Energy efficiency pilot project</b>									
Units of portable measuring equipment purchased	Units of measuring equipment				9,00				74.000,00
Hydraulic efficiency models completed	Hydraulic models				2,00				30.000,00
Pumping stations optimized (rehabilitated, calibrated, etc.)	Pumping stations				12,00				168.000,00
<b>Prevalence Reduction in Water Related Diseases</b>									
Baseline survey of Lymphatic Filariasis (LF) and Soil-Transmitted Helminthiasis (STH) prevalence carried out	Surveys				1,00				14.240,00
Follow up Lymphatic Filariasis (LF) and Soil-Transmitted Helminthiasis (STH) prevalence surveys carried out	Surveys				2,00				28.470,00
Knowledge Attitudes and Practices surveys carried out	Surveys				3,00				5.690,00

Description	Unit of Measure	Physical				Financial			
		Planned	Actual	Accumulated units	EOP units	Planned	Actual	Accumulated costs	EOP costs
Drugs (donated or purchased) succesfully distributed	Drugs				9.295.000,00				159.360,00
Surveys to validate reported drug coverage carried out	Surveys				5,00				5.690,00
Neighbourhood Democratic Councils (NDCs) in which social mobilization and health education workshops are carried out	Neighbourhood Democratic Councils				15,00				57.010,00
<b>Management, contingencies and others</b>									
<b>TOTAL</b>									<b>7.559.986,00</b>